

OASI 690 TWINS



WINGAMM

THE NEW DIMENSION OF TRAVELLING

MAXIMUM DYNAMISM WITHOUT COMPROMISING ON COMFORT



Daytime layout



Nighttime layout

Oasi 690 is our flagship in its own right with typical standards of luxury category.

The contemporary design, the muscular lines of the monocoque body, the elegant proportions, the widened rear track, the 16" wheels underline the majestic presence of the Oasi 690.

Well sized based on Fiat Ducato with **wheelbase 4.035 mm**, has a **very short rear overhang, a widened rear track and 16" tires for maximum road holding, stability and lower consumption** with performances that always amaze!

As in all Oasi models, the entrance door and external hatches are equipped with **central locking "Safety Block System"** and the **floor is fully heated** with the "Floor Comfort System".

WINGAMM OASI 690 TWINS

TECHNICAL FEATURES

Sleeps **4 people**

Length **6.920mm**

Rear overhang **1.937 mm**

Wheelbase **4.035 mm**

Travel seats **4 people**

FIAT DUCATO EURO 6D Temp

Total mass **3.500 Kg**

Turning circle **14.40**



FEATURES

Oasi 690 TWINS is the latest addition to the series. It is a special, re-fined and elegant version that definitely favors the rear sleeping area by offering two generous ones **longitudinal twin beds** with a large garage below.



01 // LIVING AREA

The spacious living area, just behind the kitchen corner and the cupboard-fridge column, can be completely separated from the sleeping area thanks to a special realization of the toilet door, which opens to close the corridor between the two areas.





O2 / KITCHEN BLOCK

The kitchen block with a very modern design, it offers a top in solid HPL laminate, large sink made of ivory-colored fiberglass, complete with lid / cutting board. It is complete with 2-burner hob with flush-top lid and trivalent refrigerator.



O3 / SLEEPING AREA

The twin beds in the queue which extend above the garage compartment are longitudinal. In the center between the two beds, two large steps facilitate access to the beds. The refined headboard, made of quilted eco-leather, is enriched by an elegant central storage compartment, large upper wall unit and LED reading lights. The **patented longitudinal double drop-down bed**, quick and easy to use, it is complete with slats and memory-foam mattress. Always stays ready with duvets and pillows in place. The side wall units remain usable also from the drop-down bed.



04 / TOILET COMPARTMENT

The shower box is located on the right side of the vehicle, in front of the toilet compartment; only for Oasi 690 GC two areas (bathroom and shower) have been designed facing each other with precious and refined finishes made entirely of elegant HPL laminate and resistant ivory-colored fiberglass. Elegant single-lever mixer and chromed accessories elegantly complete the service area.



05 / FURNITURE AND FABRICS

The fabrics to customize the living area can be chosen from our refined proposals, all 100% made in Italy. The furniture decorations are available in different variations, to meet all tastes. The LED lighting is set in wooden and HPL laminate supports designed and manufactured in our atelier to make truly unique atmospheres.



WHY CHOOSE WINGAMM

O1 // GUIDA

Our vehicles are a concentrate of design, practicality and driving pleasure: a real second home that accompanies you where other campers don't dare! An agile and silent driving experience by limiting vibrations and pitching to the maximum.



Having tried a Wingamm, there is no turning back: the silence, the comfortable climate, the welcoming environment, the pleasure of driving, the convenience of getting anywhere.

O2 // COMFORT



03 / SAFETY AND SOLIDITY

Wingamm motorhomes are unique in terms of safety and longevity thanks to the distinctive fiberglass monocoque that guarantees thermal comfort, silence, impermeability and robustness unmatched compared to traditional paneled motorhomes. Added to this is the offer of the most modern safety features related to the tractor and the centralized locking of all accesses and lockers.



We design and manufacture all custom-made furnishings for each individual model, optimizing liveability and functionality to the maximum. Continuous research and investment in ergonomic and functional solutions in order to ensure maximum habitability in more compact and manageable campers than the competition.

04 / DESIGN AND ERGONOMICS

05 / VALUE OVER TIME

The official Eurotax price lists show how the Wingamm second hand is highly sought after and has the best performance in maintaining value over the years compared to the competition. In fact, the first models produced more than 40 years ago are still in circulation and, thanks to the fiberglass body and the quality of the product, they still have perfectly comfortable and functional cockpits.

In the photo an Oasi 610 from 1985, still in circulation and perfectly preserved with all its original components, and therefore awarded the gold plate of the Automoto Club Storico Italiano.



TECHNICAL DETAILS (1/2)



External length	MM	6.920
External width	MM	2.240
External height	MM	3.030
Internal height	CM	199
No. of axles	N.	2
Wheelbase	MM	4.035
Rear overhang	MM	1.937
Steering radius	MT	14,40
Monocoque thickness	MM	30
Floor thickness	MM	50
Overall maximum weight	KG	3.500
Weight in running order	KG	3.150
Payload	KG	350
Wheels size		16"
Garage door – Height and width (left side)	MM	1100 x 557
Garage door – Height and width (right side)	MM	1097 x 757
Garage internal dimensions	CM	119 x 119 / 65
Garage payload	KG	200
External rear motorbike rack payload (OPT)	KG	150
Towbar payload (OPT)	KG	2.000

3 points seatbelts	N.	4
Approved number of places	N.	4
Number of beds	N.	4
Longitudinal Drop-down bed dimensions	CM	197 x 134
Height over the drop-down-bed	CM	80
Front beds dimensions	CM	—
Rear beds dimensions	CM	180 x 80 198 x 80
Mattress thickness (drop-down bed – rear beds)	CM	10 // 10
Absorption refrigerator	LT	122
2 burners gas cooker with electronic ignition and glass cover		1
Oval king size table with sliding system and 360° rotation	MIS	100 x 60
High performance SHURFLO pressostatic water pump with very little maintenance	LT	7 / MIN
Fresh watertank insulated and heated	LT	140
Waste watertank insulated and heated	LT	70 + 70
SWITCHING battery charger	AH	16
12V / 220V / USB power outlet	N.	2
Seitz S7 windows with elegant aluminum frame, flush-glass and multi-block safety lock	N.	5
Seitz Miniheki hatches pleated blinds and roll-up mosquito net	N.	2
Seitz MiDiheki hatches pleated blinds and roll-up mosquito net	N.	1
Panoramic Sky View roof above the drop-down bed with pleated blind and roll-up mosquito net	N.	1
Gasbottles	N.	2
Truma Gas Regulator, DuoControl with crash-sensor – filling level indication and automatic gas-bottle switching		1

TECHNICAL DETAILS (2/2)



POWER ENGINE	2.3 JTD 140 CV EURO 6D TEMP
Front wheel drive	SERIE
Extended width of the rear axle 1980 mm	SERIE
Reinforced suspension	SERIE
16" wheels with covers	OPTIONAL – DESIGN PACK
Alloy wheels 16"	OPTIONAL
TPMS (Tyre Pressure monitoring System)	OPTIONAL – SAFETY PACK
Front mudguard	OPTIONAL – DESIGN PACK
Fix & Go	SERIE
Manual gearbox 6 gears	SERIE
AUTOMATIC gearbox AT9 – 9 gears – OPT	OPTIONAL
Hydraulic power steering	SERIE
Body paint Bianco 549	SERIE
External door handles in body-color Bianco 549	OPTIONAL – DESIGN PACK
Bumper and SKY VIEW frame in body-color Bianco 549	OPTIONAL – DESIGN PACK
Fuel tank + AD Blue tank	90 LT
Driver AIRBAG	SERIE
Passenger AIRBAG	OPTIONAL – SAFETY PACK
TRACTION PLUS (ESP/ASR/Hill Holder/LACK)	OPTIONAL – SAFETY PACK
Cruise control	OPTIONAL – SAFETY PACK

DRL (Daytime Running Lights)	SERIE
Full brake Control LDWS signal and high beam recognition	OPTIONAL
DRL A LED	OPTIONAL – SAFETY PACK
Foglights	OPTIONAL
Centralized locking system	SERIE
Electric windows	SERIE
Electric external mirrors	OPTIONAL – COMFORT PACK
AirConditionig Manual	SERIE
Automatic AirConditioning	OPTIONAL – COMFORT PACK
Thermic glasses	SERIE
Radio preparation with loudspeakers	OPTIONAL – COMFORT PACK
Radio Antenna integrated on the external mirror	OPTIONAL – COMFORT PACK
Front cabin CAPTAIN CHAIRS with armrests, swivelling	OPTIONAL – DESIGN PACK
Leather steeringwheel	OPTIONAL – COMFORT PACK
Dashboard extra-serie BRONZO	OPTIONAL – DESIGN PACK
Elegant High level speedometer	SERIE
CUPHOLDER	SERIE

W – FACTOR



W – Monocoque Cabin in fiberglass 100% waterproof – winterproof – hailproof	SERIE
W – Monocoque Cabin Automotive Design – Made in Italy	SERIE
W – Load bearing walkable roof 100% hailproof	SERIE
W – Entry door in fibreglass, flush-finish design with XL dustbin	SERIE
W – External doors in fiberglass flush finish design	SERIE
W – External lockers in fiberglass insulated	SERIE
W – Retractable hinges THIRD on entry-door and all external lockers	SERIE
W – Safety Block System Centralized lock for all external doors via remote control	OPTIONAL WINGAMM PACK
W – Customized engine-start key	SERIE
W – Floor Comfort System Heated floor The ultimate-winter protection	SERIE
W – Freshwater and Greywater tank insulated and heated Winterproof	SERIE
W – Garage X-Trafit A double shell in solid fiberglass completely heated	SERIE
W – External rear locker in solid fiberglass insulated and heated Integrated in the rear bumper	SERIE
W – Acoustic Comfort System The Wingamm Sound of Silence	SERIE
W – ERGONOMIC INTERIOR ITALIAN DESIGN	SERIE
W – Longitudinal double drop-down-bed 350 Kg Patented	SERIE
W – NO VIBRATION CONCEPT special furniture gluing-system ensures significantly less road noise & external noise	SERIE

W – ALLESTIMENTI



FRONT CABIN

Front cabin CAPTAIN CHAIRS with armrests, swivelling

OPTIONAL
DESIGN PACK

Automotive-cover for driver and passenger seat

OPTIONAL
DESIGN PACK

Wingamm carpet for frontcabin

OPTIONAL
WINGAMM PACK

Wingamm carpet for entrydoor

OPTIONAL
WINGAMM PACK

Thermic Windscreen curtain

SERIE

No step between front cabin and living area

SERIE

LIVING AREA | space – comfort – functionality

Minimal chic Design and brilliant color references for a comfortable and functional living area

SERIE

Wingamm meticulous use of space ensures comfort and functionality

SERIE

Special furniture gluing-system ensures significantly less road noise & external noise

SERIE

Spacious and comfortable "L" shaped dinette | a bright sharing area

SERIE

Oval king size table with sliding system and 360° rotation

SERIE

W – ALLESTIMENTI



PERFECT SLEEP SYSTEM | for a deep and restorative sleep

Longitudinal double drop-down-bed 350 Kg Patented	SERIE
Cold-foam Mattress with MEMORY FOAM top and Silver Protection offering uncompromising comfort and support all night long	SERIE
Soft zip-off cover, washable	SERIE
Wooden slats for double bed	SERIE
Large cupboards at the side of the drop-down-bed almost all accessible from the bed as well	SERIE

KITCHEN | A great italian passion

The kitchen block is functional, and well equipped with a touch of Italian design of the highest quality	SERIE
Kitchen wall is made of washable, splashproof fiberglass	SERIE
Large fiberglass sink	SERIE
High single-lever mixer in chrome brass	SERIE
2 burners gas cooker with electronic ignition and glass cover	SERIE
Absorption refrigerator	SERIE
Kitchen work-surface well lighted from the under-cabinet LED light	SERIE
Many drawers all completely removable	SERIE
Drawers provided with SOFT CLOSE System	SERIE
Dometic Gas Oven 20 Lt	OPTIONAL
Cutting board cover for sink	OPTIONAL

W – ALLESTIMENTI



THE SHAPES OF LIGHT

The LED technology meets the Italian design	SERIE
2 LED spots over the drop-down-bed	SERIE
Under-cabint LED lights provided with dimmer for the intensity adjust	SERIE
LED spot-lights with touch control to switch from the day white light to the blue night light	SERIE
LED external lamp	OPTIONAL
LED Blue light underneath the entry step It turns on automatically when the door opens	SERIE

WINDOWS AND HATCHES | Plenty of daylight and fresh air

Seitz S7 windows with elegant aluminum frame, flush-glass and multi-block safety lock	SERIE
Contemporary pleated blinds and roll-up mosquito net on all windows and roofwindows	SERIE
Panoramic Sky View roof above the drop-down bed with pleated blind and roll-up mosquito net	OPTIONAL WINGAMM PACK
Mosquito net at the entrydoor	SERIE
Seitz Miniheki hatches pleated blinds and roll-up mosquito net	OPTIONAL WINGAMM PACK
King-size dustbin at the entry door easy open system	SERIE
Easy access thanks to the lowered COUPÉ inside step	OPTIONAL WINGAMM PACK
Blinds for chassis cab windows	SERIE

W – ALLESTIMENTI



MY SPA

Shower column "Ardesia design" Backlit	SERIE
Height adjustable hand shower on chromed bar	SERIE
Shower tray in elegant and solid fiberglass	SERIE
Waterproof shower platform "Ardesia Design"	OPTIONAL
Adjustable ceramic cassette toilet	SERIE
Sink in solid fiberglass – surprising dimensions	SERIE
Sink and shower mixers both in chromed brass	SERIE
Cupboard under sink with chromed toilet paper holder	SERIE

WATER SYSTEM

High performance SHURFLO pressostatic water pump with very little maintenance	SERIE
Fresh watertank and waste watertank insulated and heated	SERIE
Tanks Drain valves in antifreeze and heated position	SERIE

HEATED SYSTEM

Truma Combi Heater Gas 4E HYBRID	SERIE
Truma CP-Plus digital control panel for heating control	SERIE
W-Floor Comfort System Heated floor Winterproof	SERIE
Truma Gas Regulator, DuoControl with crash-sensor – filling level indication and automatic gas-bottle switching	SERIE

W – ALLESTIMENTI



ELECTRIC SYSTEM

Multifunction digital control panel above the entrance door	SERIE
Automotive concept for the Service Unit underneath the passenger seat it is provided with service battery electronic switching charger 16A RelèBox Fuses box easily accessible from the passenger seat bottom	SERIE
12V/220V/USB power outlet	SERIE
220V power outlet inside the toilette cabinet	OPTIONAL WINGAMM PACK
Electric step at the entrydoor provided with safety alarm system	OPTIONAL WINGAMM PACK
Solar panel	OPTIONAL
3LION – Battery LiFePo4 12V-100Ah with BMS of 100A Charger DC-DC 12V-40A ENERGY METER 12V-150A : control panel	OPTIONAL

INFOTAINMENT

TV PACK: SAT- antenna, TV-support and TV LED	OPTIONAL
MEDIA PACK 1: Radio DOPPIO DIN and Reversing Camera	OPTIONAL
MEDIA PACK 2: Naviceiver and Reversing Camera	OPTIONAL
ALARM SYSTEM + GPS	OPTIONAL
Truma i-Netbox	OPTIONAL

VERANDA

FIAMMA F45S awning 4 MT	OPTIONAL
Special Alu Profile for Wingamm	OPTIONAL

STANDARD COLORS REFERENCES

WINGAMM ITALIAN STYLE

FABRIC
MOWINGUI




INTERIOR
TOUCHER




OPTIONAL COLORS REFERENCES

WINGAMM ITALIAN STYLE

INTERIOR
OLMO BIANCO



INTERIOR
OLMO LAVA




OPTIONAL COLORS REFERENCES

WINGAMM ITALIAN STYLE

INTERIOR TOTAL WHITE



INTERIOR MERCADANTE



OPTIONAL FABRIC REFERENCES

WINGAMM ITALIAN STYLE

AZZURRO CAPRI



GRIGIO POMPEI



ECOPELLE RICAMATA



OPTIONAL FABRIC REFERENCES

WINGAMM ITALIAN STYLE

LIGHT ROSE

SWEET GREEN

BRONZO DI RIACE



CONTACTS

Turri and Boari snc

VAT number: 0654240233

Via Nassar, 40
SS12 Brenner 37026
Settimo di Pescantina (VR)

+39 045 6750108
info@wingamm.com

