

PREMIUM CLASS

A-CLASS 2022



c-compactline | c-tourer | chic c-line | chic e-line | chic s-plus | liner-for-two

carthago[®]

Das Reisemobil.

Table of contents

Carthago – More than just a company	4
The premium A-Class motorhomes	12
Model range's overview	16

SUPER LIGHTWEIGHT PREMIUM CLASS



AL-KO



c-compactline Super-Lightweight **22**

The lightest motorhome of the A-Class 3.5t premium class, suitable for remote areas thanks to the 15 cm narrower exterior width and compact vehicle lengths

Models	34
Technology	39
Standard equipment highlights	44

LIGHTWEIGHT PREMIUM CLASS



AL-KO

Mercedes-Benz
AL-KO



c-tourer Lightweight **46**

The sophisticated all-rounder: Lightweight models, practical for requirements in the 3.5t weight class, compact vehicle lengths

Models	60
Technology	67
Standard equipment highlights	72

COMFORT PREMIUM CLASS



AL-KO

Mercedes-Benz
AL-KO



c-tourer Comfort **46**

The sophisticated all-rounder: Comfort models outside of the 3.5t weight class for fulfilling high comfort demands

Models	60
Technology	67
Standard equipment highlights	72

Find out more on our website www.carthago.com



Additional
information



Video
available



Interactive
panorama



LINER PREMIUM CLASS



chic c-line/chic c-line superior/chic c-line XL **74**

The new fascination of the Carthago Liner class: elegance, comfort and extravagance

Models	96
Technology	104
Standard equipment highlights	108



chic e-line/chic e-line XL **110**

The jewel in the crown of the Carthago Liner class: more comfort, more self-sufficiency, more independence

Models	130
Technology	136
Standard equipment highlights	140



chic s-plus/chic s-plus XL **112**

The jewel in the crown of the Carthago Liner class on the Iveco Daily 5.6 t/6.7 t with high-traction rear-wheel drive/dual wheels

Models	130
Technology	136
Standard equipment highlights	140



liner-for-two **142**

Round rear lounge seating area with electrically extendible TV lounge and unique 4-room concept

Models	150
Technology	154
Standard equipment highlights	158

The Carthago worlds of living **160**

The Carthago Premium DNA **164**

Our powerful partners **186**



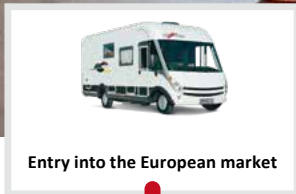
Milestone in the Liner class

1999 M-Liner



Liner on MAN bus chassis

2003 Mega-Liner



Entry into the European market

2004 chic A-class



Development of lightweight construction technology

2011 c-tourer

Carthago – More than just a company

Dear motorhome enthusiasts,

More than 40 years of the Carthago Group also means more than 40 years of the premium concept, diversity and technical know-how.


Many things have grown within this time: our head office with production and a large sales exhibition in Aulendorf in Upper Swabia, and our plant in Odranci/Slovenia. The number of employees has also increased to more than 1500, we have more than 200 partners in Germany and abroad, and the diversity of our vehicles has expanded with numerous different models. However, one thing hasn't changed: despite the use of state-of-the-art manu-

facturing methods, each Carthago has been manufactured with care and a considerable amount of craftsmanship and attention to detail for more than 40 years. We have put our heart and soul into the development of the Carthago Group. The only people we are indebted to are you, our customers. This independence was confirmed with the establishment of the Carthago family foundation in 2014, and will remain so in the future. You can put your trust in this as much as our employees do: the Carthago Group remains a dynamic family-run company with a great deal of motivation and passion, characterised by personal commitment.



Round rear lounge seating area

2019 liner-for-two



Premium in perfection

2020 chic e-line new generation



New basic vehicle

2020 Mercedes-Benz



The best in its class

2022 chic c-line new generation 2022

In order to ensure that our premium claim will also continue for future decades, we implement ideas quickly, think innovatively and abide by our Carthago Premium DNA. See for yourself: visit us online, at exhibitions, at Carthago City or at one of our dealers. We look forward to seeing you!

Yours, Karl-Heinz Schuler
 Founder, owner and foundation chairman



The Carthago management team behind the brand (from l-r):

Johannes Stumpp (Managing Director for Finances and Human Resources),
Karl-Heinz Schuler (Founder, Owner and Foundation Chairman),
Bernd Wuschack (Managing Director of Sales, Marketing, Customer Services),
Anton Fetscher (Managing Director of Technology)

The Carthago Premium DNA

Only the best is good enough

Carthago has been an independent family-run company and permanent feature at the pinnacle of the motorhome industry for more than 40 years. Company founder and owner Karl-Heinz Schuler talks about what constitutes the Carthago premium DNA, why every Carthago motorhome is something very special, and what unites the two at the same time.

Mr. Schuler, when did you decide to build motorhomes?

KARL-HEINZ SCHULER Panel Van Conversions caught my attention on many occasions whilst I was studying. I examined them more closely at the time, and something became clear to me in an instant: We can do better than that! The foundations for Carthago were laid with this idea and motivation.

Carthago has evolved into a premium manufacturer since 1979. Did you anticipate this success story at the time?

KARL-HEINZ SCHULER No-one could have known at the time that we would be so successful, nor could it have been planned. Our goal was always to build the best high-end motorhomes. We want to have satisfied customers. Success and growth then follow naturally.

What is the secret of your success?

KARL-HEINZ SCHULER The secret of our success is the Carthago inventive spirit. We are the leading innovator in the motorhome industry, we maintain our quality claim with every model series, and we are a pioneer within the industry time and time again. All of this is anchored in our Carthago premium DNA.

What does Carthago Premium DNA stand for?

KARL-HEINZ SCHULER Our Carthago premium DNA is our promise of value to our customers. It can be found in every one of our motorhomes, and it is motivation and an obligation at the same time. It is characterised by the Carthago bodywork, the biggest storage space system in its class, the well thought-out heating and air conditioning technology, the highest payload reserves, our driving safety and visibility concept and the Carthago personality. We are simply exceptional: our materials, our jointing technology and the weight and stability demands are even similar to those of aircraft technology. We are quite rightly the European market leader for A-Class motorhomes in the price class of over € 85,000.* Because a Carthago is simply unmistakable!

How do Carthago drivers benefit from the premium DNA?

KARL-HEINZ SCHULER Our core expertise is in motorhomes in the Liner premium class. This is because our 40 years of experience in this area flow into every stage of development and manufacturing. We think that only the best is good enough for the comfort and safety of our customers! We do not just provide maximum durability and value retention, safety, protection and comfort. It is just as important to us to implement every idea and every innovation in practice, and make everyday travelling as enjoyable as possible. This applies to all of our vehicles – be it a 3.5 t lightweight model or the liner class above the 3.5 t weight class. In this way, each Carthago motorhome becomes something special. Each Carthago is therefore a synonym for exclusivity and quality. Or, to put it simply, Carthago stands for “The Motorhome”.



Long-lasting. High stability.

Carthago Liner premium-class body construction

Space guaranteed.

Carthago double floor with huge storage compartment

Well-balanced. Optimum distribution.

Carthago payload & weight and balance

* Evaluation based on the figures from the Caravanning Industrie Verband e.V. (Caravanning Industry Association)



Carthago city in Aulendorf is the company headquarters. What makes it special?

KARL-HEINZ SCHULER The fact that any potential customer has the opportunity to experience the Carthago premium DNA for themselves! Because all potential customers are given a warm welcome at Carthago City. A tour of the factory will give you an insight into perfect craftsmanship,

combined with high-tech components and state-of-the-art manufacturing techniques. You can inspect the latest models at your leisure in our large showroom, arrange test drives and also rent motorhomes. It's worth making the trip to Aulendorf in Upper Swabia!

Safe on the road.

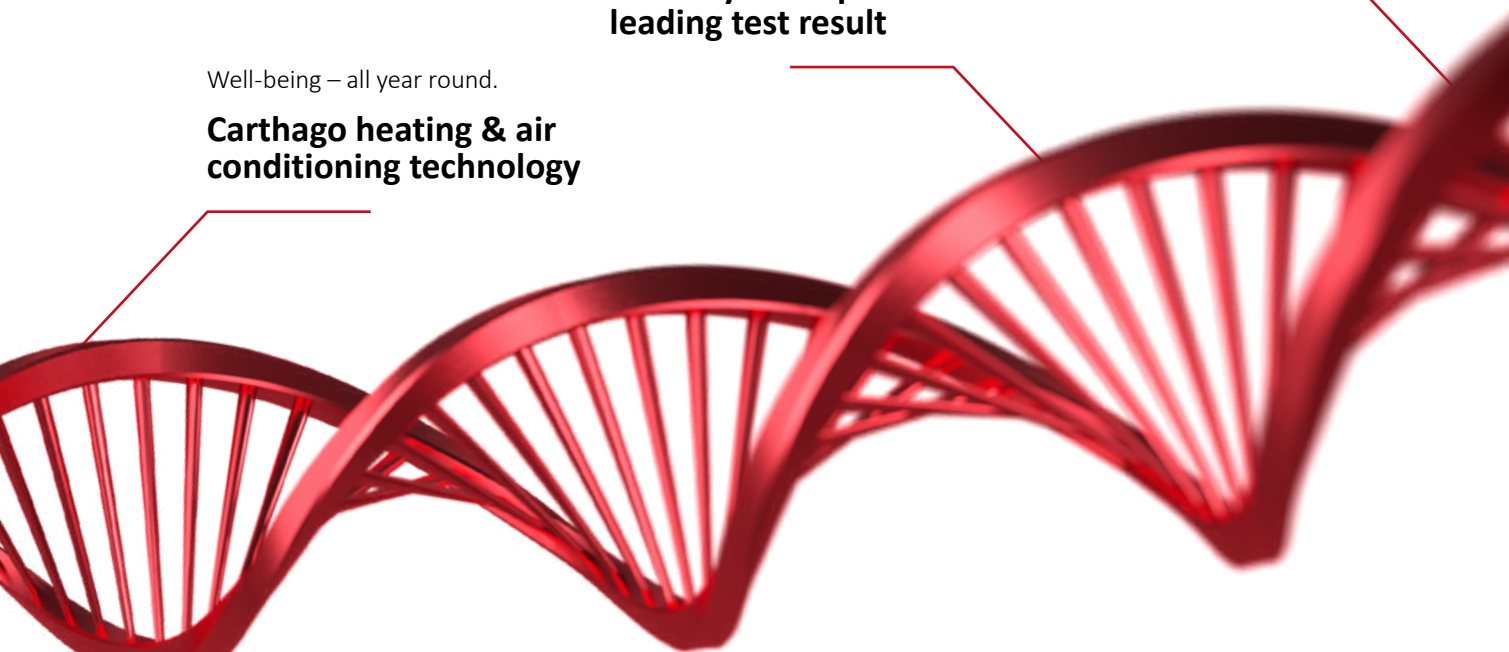
Carthago driver's cab visibility concept with leading test result

Unique. Unmistakable.
Extravagant.

Carthago Personality

Well-being – all year round.

Carthago heating & air conditioning technology





Carthago company headquarters in Aulendorf, Upper Swabia

Carthago City

Welcome

Down-to-earth and open minded at the same time, that is Carthago culture. We have remained true to our roots with the company headquarters in Carthago City in Aulendorf/ Upper Swabia, between Ulm and Lake Constance.

As well as the manufacturing facility for our premium class motorhomes, a large sales exhibition, the service centre for end customers and service partners and also the company headquarters are concentrated here.

Carthago City is a popular destination for domestic and foreign motorhome enthusiasts. Visitors with a motorhome are welcome to use the company's own pitch!

You can discover numerous models in our large sales exhibition during a visit – and the Carthago experts on site will be pleased to advise you.



The company's own pitch invites you to linger




Large sales exhibition in Carthago City



Convince yourself of the combination of perfect craftsmanship, high-tech components and state-of-the-art production methods on a factory tour. Overnight accommodation is available on the company's own pitch.

The Carthago premium motorhome deserves premium service. About 200 dealers and service partners throughout Europe look after you and your Carthago motorhome. Wherever you live, wherever you roam: Carthago is never far away! The initial contact is your local dealer, and a tightly knit trade and service partner network is at your side throughout Europe during your travels.

All of our dealers and service partners are trained as certified Carthago Partners in a multi-level academy programme. However, exceptional situations don't stop at closing time. This is why Carthago has set up an emergency breakdown number which travellers can obtain technical assistance with problems, even at the weekend and during public holidays.



Take a look behind the scenes on a factory tour! Simply register your preferred date on our web site at www.carthago.com



The clear evaluation of the experts

Carthago – excellent motorhomes

As a technology and quality leader, Carthago sets standards in the motorhome industry time and time again. This has been confirmed in surveys and comparisons by the people who should know best: our customers. Their verdict is extremely important to us. We surveyed our customers using a scientifically supported representative method. More than 2,600 have replied, which in itself is an outstanding statistic and proof of the close connection between

them and Carthago. They particularly praise the exterior and interior design, storage space, furniture quality, sleeping comfort, driving safety and ride comfort. In other words, typical Carthago values which are backed up by the Carthago Premium DNA. Its genes also correspond to the criteria upon which our customers place the greatest value.

82%

Point out the **sleeping comfort**

85%

Highlight the **storage space**

89%

Praise the **interior design**

86%

Like the **exterior design**. Typical Carthago: the innovative v-face design

82%

Appreciate the **furniture construction**, high stability and perfect workmanship

83%

Praise the **layout variations**: comfortable, well-thought out, practical and elegant

Carthago drivers are impressed with their motorhome: We asked more than 5,000 of our customers how satisfied they were. The result of the vote is clear: the desire and the reality correspond at Carthago.





Press reviews

“These A-Class vehicles are just 2.12 metres wide and make a downright dainty impression in comparison to the competition, particularly when viewed from the rear. In spite of this, they have all of the features of a typical Carthago: Heated double floor, wood-free main cabin, high-quality furniture construction and the characteristic rounding [...] Particularly in the version without the drop-down bed, the Carthago provides spaciousness and living comfort that is more reminiscent of a holiday home than a motorhome.”

Reisemobil International 01/2021,
c-compactline Super-Lightweight test drive

“With a Mercedes chassis, Carthago is now also fulfilling its premium promise down to the very basis of the vehicle. [...] The visibility is improved by a large windscreen. [...] New furniture design and revised overhead storage cabinets provide a modern look in the interior.”

Promobil 02/2020,
New feature presentation of the chic e-line new generation on the Mercedes-Benz Sprinter

“It has: primarily sufficient storage space for containing a couple’s entire household contents. This is not only made possible by the clever distribution of the storage compartments in the interior, but also by the heated double floor, which is easily accessible from inside and outside, and the spacious rear garage. [...] Well-tryed layout meets clever space solutions meets grandiose basis. The c-tourer with the star is the optimum travel companion for experienced campers who wish to invest in a compact, high-quality and timeless motorhome.”

AutoBild Reisemobil 04/2021,
c-tourer travel report

“Carthago is giving its Liner class some more finishing touches for the new season: The seat group of the XL layouts has been rounded to create more freedom of movement, and the capsule coffee maker in the overhead storage compartment now has a lift for even more convenience.”

AutoBild Reisemobil 02/2021,
New feature introduction of the chic s-plus new generation

“The chic c-line is a Carthago classic. The best main cabin quality, a solid interior, plus the new, elegant front section with the standard full LED headlights and the smart, double shell GRP rear with the LED continuous indicators and the separate bumper, it all blends into a desirable whole.”

Reisemobil International 02/2021,
chic c-line A-Class practical test

“Elegant and spacious: the interior of the liner-for-two is more reminiscent of a designer apartment than a motorhome. You can work quietly and comfortably in the office and television room in the front part of the vehicle. [...] Kitchen studio: the large liner-for-two kitchen has household dimensions and exemplary upscale equipment. [...] The high standard of the equipment and the outstanding workmanship quality speak for themselves.”

Reisemobil International 06/2020,
liner-for-two I 53





The fascination of the integrated premium class

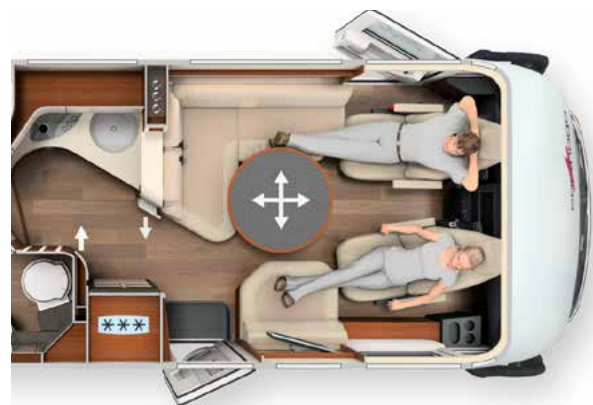
The Carthago core competence

The individual design of the Carthago premium A-class vehicles is eye-catching, even from a distance. On the road you can see both the landscape and the traffic thanks to the excellent visibility. Upon arrival you appreciate the extraordinary feeling of space. There are many reasons why we are now the European market leader for A-Class motorhomes in the price class of over € 85,000*. You too can enter the world of A-class premium motorhomes! You will appreciate

the generous amount of room in the living area and the perfectly integrated driver's cab. Space is the true luxury – enjoy it while living and relaxing in front of the TV, in the kitchen or in the separate changing room. And at night you are welcomed into the conveniently accessible drop-down bed above the front seats, or the rear beds with extra-large sleeping dimensions and extremely pleasant sleeping comfort.



Multi-functional pleated windscreen blind with insulating hollow honeycomb structure which can act as a sun blind, for privacy protection and as a blackout blind with insulation. An electric pleated windscreen blind with an individually programmable privacy and sun blind function in the chic e-line and above



Extra large seating areas with ergonomically designed seat upholstery, a living area table which can be conveniently moved and rotated, and innovative TV pull-out systems

* Evaluation based on the figures from the Caravanning Industrie Verband e.V. (Caravanning Industry Association)



Biggest drop-down bed in its class with generous sitting height and easy access via the side seat bench thanks to the lowered position, unique bed width of up to 160 cm



Three-dimensionally designed front with flat angle = less air resistance, lower fuel consumption and less wind noise



Driving safety: clear and functional design. Heat radiation into the driver's cabin area via the heated dashboard surface



Driver's door with extra-low door entrance and secure double locking system. Fuel tank flap seamlessly integrated in the side wall

All good things come in threes!

Biggest chassis range in the premium class



AL-KO
up to 4.8 t



AL-KO
up to 5.5 t



Mercedes-Benz
AL-KO
up to 4.5 t



Mercedes-Benz
AL-KO DA
up to 5.5 t



IVECO
DAILY

5.6 t/6.7 t



Fiat Ducato

Well-trying and comprehensively upgraded basic vehicle, lightweight and extremely economical.

- + Light weight, front wheel drive
 - + AL-KO low frame chassis with wide track
 - + Powerful engines with a capacity of 2.2 l with output of up to 180 HP (132 kW) and torque of 450 Nm
 - + Low emissions, emissions level Euro 6d Final
 - + Optional 9 gear ZF automatic transmission
 - + Electric power steering
 - + Permissible gross weight of up to 4.8/5.5 tonnes as single or twin axle vehicle
 - + Numerous safety and assistance systems: Airbag, ESP, ABS, ASR, electronic immobiliser, Hillholder, Traction Plus, Hill Descent Control, stability control for trailer, collision braking system (standard)
 - + Modern infotainment system (10", optional)
 - + Optional for the c-compactline Super-Lightweight, c-tourer Lightweight, c-tourer Comfort, chic c-line new generation 2022, chic e-line and liner-for-two model series
-

Mercedes-Benz Sprinter

New and technically innovative basic vehicle with outstanding comfort.

- + Light weight, front wheel drive
 - + AL-KO low frame chassis with wide track
 - + Powerful engines with a capacity of 2.2 l with output of up to 170 HP (125 kW) and torque of 400 Nm
 - + Low emissions, emissions level Euro VI d
 - + Optional 9G-TRONIC automatic transmission
 - + Fuel-saving electro-hydraulic steering, practical electric parking brake
 - + Comfortably equipped cockpit
 - + Permissible gross weight of up to 4.5/5.5 tonnes as single or double axle vehicle
 - + Numerous safety and assistance systems: Airbag, side wind assistant, Hillholder, ABS, ASR, EBV, ESP (standard), DISTRONIC distance assistant, braking assistant, alertness assistant, tyre inflation pressure monitoring system*
 - + MBUX infotainment system (Mercedes-Benz User Experience, optional)
 - + Optional for the c-tourer Lightweight, c-tourer Comfort, chic c-line new generation 2022, chic e-line model series
-

Iveco Daily

Latest version of the heavy load specialist, extremely robust and load-bearing.

- + Extremely strong and robust ladder-type high frame
- + High traction rear wheel drive, dual wheels
- + Towed load up to 3,500 kg
- + Extremely powerful engines with a maximum capacity of 3.0 l with output of up to 207 HP (152 kW) and torque of 470 Nm
- + Low emissions, emissions level Euro VI E
- + Optional 8 gear ZF automatic transmission
- + Fuel-saving electro-hydraulic steering, practical electric parking brake
- + Permissible gross weight of up to 6.7 tons
- + Iveco assistant systems: ESP, ASR, ABS, electronic immobiliser, Hillholder (standard), emergency braking assistant, distance control cruise control, main beam activation, lane departure assistant, tyre pressure sensors, rain sensor, side wind assistant (optional)*
- + Optional for the chic s-plus and liner-for-two model series

Comparison of the Premium A class vehicles



Weight class / payload

Super lightweight premium class



AL-KO

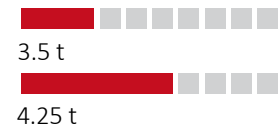


c-compactline Super-Lightweight

The lightest motorhome in the A class 3.5 t premium class, suitable for remote areas thanks to the 15 cm narrower exterior width and compact vehicle lengths

Chassis: Fiat Ducato with AL-KO low frame special light

Dimensions: Length 641 to 699 cm
Width 212 cm
Height 289 cm



Trailer load:
max. 2.0 t

Lightweight premium class



AL-KO



Mercedes-Benz
AL-KO



Coachbuilt models in a separate catalogue

c-tourer Lightweight

The sophisticated all-rounder: Lightweight models, practical for requirements in the 3.5 t weight class, compact vehicle lengths

Chassis: Fiat Ducato with AL-KO low frame special light; Mercedes-Benz Sprinter 414 CDI with AL-KO low-frame; Wide wheelbase rear axle 198 cm

Dimensions: Length 667 to 708 cm
Width 227 cm
Height of Fiat: 289 cm;
Mercedes-Benz: 294 cm



Trailer load:
max. 2,0 t

Comfort Premium class



AL-KO



Mercedes-Benz
AL-KO



Coachbuilt models in a separate catalogue

c-tourer Comfort

The sophisticated all-rounder: Comfort models outside of the 3.5 t weight class for the fulfilling high comfort demands

Chassis: Fiat Ducato with AL-KO low frame special light; Mercedes-Benz Sprinter 414 CDI with AL-KO low frame; wide wheelbase rear axle 198 cm

Dimensions: Length 739 to 765 cm
Width 227 cm
Height of Fiat: 289 cm;
Mercedes-Benz: 294 cm



Trailer load:
max. 2.0 t

Practically-oriented equipment is a matter of course for us. Also in our lightweight models!

Make comparisons and find out which payload reserves the vehicles provide with practical equipment. Because standard equipment and trip-related additional equipment must be taken into consideration in order to carry out an exact weight calculation. Having a comprehensive range of standard equipment is a matter of course for us!



Premium main body construction with aluminium support struts bonded over the entire surface and roof rounding



High-stability ceiling/wall structure thanks to aluminium/aluminium sandwich and RTM hard foam insulation



Double floor, fully heated, with underfloor heating effect



Double floor with huge, heated storage compartment, deeply lowered scooter garage with interior height of up to 120 cm, loadable up to 350 kg



Single level living area floor, large L-shaped lounge seating area for up to 5 persons



133 l Slimtower refrigerator or 153 l refrigerator at hand height with door that opens at both sides



Vario swivelling, combined or luxury washroom with separable round shower and changing room



Extra-large sleeping area, fixed beds with 7-zone cold foam mattress and sprung slatted frame



Living comfort

Vehicle width of 2.12 m
L-shaped lounge seating area with **pull-out side seat** or **L-shaped lounge seating area** with **side seat bench*** for upto 5 persons, swivel-out shoe cabinet
198 cm standing height in the living area
 Single level living area floor



Kitchen comfort

Space-saving **galley kitchen** for short vehicle lengths/**corner kitchen***
 133 l Slimtower refrigerator at hand height with a door that opens at both sides



Washroom comfort

Vario swivelling washroom / combined washroom / compact luxury washroom*
Separable changing room*



Sleeping comfort

Fixed beds in the rear, drop-down bed in driver's cabin with large sleeping area, two-part heated and ventilated slatted frame, low bed access heights

Vehicle width of 2.27 m
L-shaped lounge seating area with **pull-out side seat** or **L-shaped lounge seating area** with **side seat bench*** for upto 5 persons, swivel-out shoe cabinet
198 cm standing height in the living area
 Single level living area floor

Space-saving **galley kitchen** for short vehicle lengths/**corner kitchen***
 133 l Slimtower/153 l refrigerator at hand height with a door that opens at both sides*

Vario swivelling washroom / combined washroom / compact luxury washroom*
Separable changing room

Fixed beds in the rear, drop-down bed in the driver's cabin with biggest sleeping area in the class, two-piece heated and ventilated slatted frame, low bed access heights, pull-out access steps with lengthways single beds*

Vehicle width of 2.27 m
L-shaped seating area with **swivel-up side seat bench*** for upto 5 persons, swivel-out shoe cabinet
198 cm standing height in the living area
 Single level living area floor

Corner kitchen and **Comfort corner kitchen*** 153 l refrigerator at hand height with a door that opens at both sides

Combined washroom / comfort luxury washroom*, wooden sliding door to the sleeping area
Separable changing room

Fixed beds in the rear, drop-down bed in the driver's cabin with the biggest sleeping area in the class, two-piece heated and ventilated slatted frame, low bed access heights, pull-out comfort access steps with lengthways single beds

Real Liner in the 3.5 t class thanks to Carthago lightweight construction technology

Carthago provides you with several items of weight reference information for each motorhome:

- 1. Weight in ready-to-drive condition** in accordance with the DIN EN 1646-2 standard (including standard equipment)
- 2. Reference weight:** Motorhome in factory condition with recommended, practical additional equipment

Calculation: Weight in ready-to-drive condition

Vehicle weight with standard equipment
 + 75 kg for the driver
 + 10 kg for personal luggage
 + 90 % filled diesel tank
 + 20 l filled fresh water tank**
 + 1 x 11 kg aluminium gas bottle
 + Cable reel/connecting cable for power
 + 10 kg additional equipment per meter length of the motorhome

Calculation: Weight per passenger including luggage

75 kg per person
 + 10 kg for personal luggage

EXAMPLE CALCULATION

7 m long motorhome plus 1 passenger

75 kg + 10 kg + 70 kg = 155 kg

7 m long motorhome plus 3 passengers

3 x 75 kg + 3 x 10 kg + 70 kg = 325 kg



Self-sufficiency / capacity

Double floor / storage space

Winter proofing / heating technology



150 l fresh water tank,
140 l waste water tank,
1 x 80 Ah gel battery (extendible to 2 x 80 Ah)
 Central water drain integrated into the double floor

Double floor with huge, heated storage compartment, usable height up to 55.5 cm, exterior and interior access
 Large, central through-loading space (interior height 22 cm) with extra-low double floor storage compartment (usable height 46 cm)
 Scooter garage interior height up to **120 cm***, loadable up to 350 kg

Truma Combi 6 warm air storage heating system
 Double floor with **underfloor heating effect**



150 l fresh water tank,
140 l waste water tank
1 x 80 Ah gel battery (extendible to 2 x 80 Ah)
 Central water drain integrated into the double floor

Double floor with huge, heated storage compartment, usable height up to 55.5 cm, exterior and interior access
 Large, central through-loading space (interior height 22 cm) with extra-low double floor storage compartment (usable height 46 cm).
 Scooter garage interior height up to **120 cm***, loadable up to 350 kg, with Pedelec scooter garage up to **124 cm**, loadable up to 250 kg

Truma Combi 6 warm air storage heating system
 Double floor with **underfloor heating effect**
 Optional: Alde warm water heating*



150 l fresh water tank,
140 l waste water tank
1 x 80 Ah gel battery (extendible to 2 x 80 Ah)
 Central water drain integrated into the double floor

Double floor with huge, heated storage compartment, usable height up to 55.5 cm, exterior and interior access. Large, central through-loading space (interior height 22 cm) with extra-low double floor storage compartment (usable height 46 cm). Scooter garage interior height up to **120 cm***, loadable up to 350 kg, with Pedelec scooter garage up to **124 cm**, loadable up to 250 kg

Truma Combi 6 warm air storage heating system
 Double floor with **underfloor heating effect**
 Optional: Alde warm water heating

c-compactline Super-Lightweight I 138 DB Individual freedom with weight of just 3.5 t*

In ready-to-drive condition, including driver		Example luggage list for 1 driver + 1 passenger	
Basic-Plus package** with automatic air conditioning, cruise control and skylight, for example Midi-Heki	2,825 kg + 54 kg	1 x table + 4 x camping chairs	25 kg
Media package** additional satellite system and 4 m awning	+ 82 kg	1 x barbecue	5 kg
Total weight ready to go	2,960 kg	2 x E-bikes	40 kg
Possible payload including driver	540 kg	1 x toolbox	10 kg
1 passenger incl. luggage (75 kg + 10 kg + 70 kg = 155 kg)	155 kg	1 x spare gas bottle	15 kg
Possible payload with 2 passengers	385 kg	TOTAL	95 kg
		Remaining payload (= 385 kg payload – 95 kg packing list)	290 kg

Weight information is approximate. Weight deviations of up to 5% are possible and permitted.

* model-dependent ** see Carthago A-Class price list for detailed package contents



AL-KO EA/DA

Mercedes-Benz
AL-KO EA/DA

Coachbuilt models in a separate catalogue

chic c-line / chic c-line superior / chic c-line XL

The new fascination of the Carthago Liner class:
Elegance, comfort and extravagance

Chassis: Fiat Ducato with AL-KO low frame special, XL models with twin axle;
Mercedes-Benz Sprinter 414 CDI with AL-KO low-frame, XL models with twin axle;
wide wheelbase rear axle 198 cm

Dimensions: Length 685 to 878 cm
Width 227 cm
Height of Fiat: 289 cm;
Mercedes-Benz: 294 cm



Weight class / payload

4.5 t (Fiat EA, Mercedes-Benz EA)

5.0 t – 5.5 t (Fiat DA, Mercedes-Benz DA)

Trailer load:
1.6 t – 2.0 t



AL-KO EA/DA

Mercedes-Benz
AL-KO EA/DA

chic e-line / chic e-line XL

The jewel in the crown of the Carthago Liner class:
more comfort, more self-sufficiency,
more independence

Chassis: Fiat Ducato with AL-KO low frame special, XL models with twin axle;
Mercedes-Benz Sprinter 414 CDI with AL-KO low-frame, XL models with dual axle; wide wheelbase rear axle 198 cm

Dimensions: Length 788 to 899 cm
Width 227 cm
Height of Fiat: 305 cm;
Mercedes-Benz: 310 cm

4.5 t (Fiat EA, Mercedes-Benz EA)

4.8 t (Fiat EA)

5.0 t – 5.5 t (Fiat DA, Mercedes-Benz DA)

Trailer load:
1.6 t – 2.0 t

IVECO
DAILY

5.6 t/6.7 t



chic s-plus / chic s-plus XL

The jewel in the crown of the Carthago Liner class on the Iveco Daily 5.6 t / 6.7 t with high-traction rear-wheel drive / dual wheels

Chassis: Iveco Daily 5.6 t / 6.7 t,
robust high frame
Rear wheel drive with twin wheels

Dimensions: Length 791 to 886 cm
Width 227 cm
Iveco Daily 5.6 t: 312 cm;
Iveco Daily 6.7 t: 329 cm

5.6 t – 5.8 t (Iveco)

6.7 t (Iveco)

Trailer load:
max. 3.5 t



AL-KO EA/DA

IVECO
DAILY

5.6 t/6.7 t



liner-for-two

Round rear lounge seating area with electrically extendible TV lounger and unique 4-room concept

Chassis: Fiat Ducato AL-KO SA/DA
Iveco Daily 5.6 t / 6.7 t

Dimensions: Length 783 to 855 cm
Width 227 cm
Height of Fiat: 305 cm;
Iveco Daily 5.8 t: 312 cm;
Iveco Daily 6.7 t: 329 cm

4.8 t (Fiat EA)

5.0 t – 5.5 t (Fiat DA)

5.6 t – 5.8 t (Iveco)

6.7 t (Iveco)

Trailer load:
Fiat: 1.8 t
Iveco: 3.5 t



Living comfort

Kitchen comfort

Washroom comfort

Sleeping comfort



Large L-shaped seating area with **wide side seat bench** (optional 5th seat belt location)
5.3 QB SL: Side sofa opposite, long version
XL models: spacious XL lounge seating area with a long side sofa
198 cm standing height in the living area, single level living area floor, swivel-out shoe cabinet

Corner kitchen / luxury corner kitchen*
Elevated kitchen work surface as a visual room divider and additional work area*
Slide-out storage cabinet**
Pull-out system for capsule coffee maker (optional)
153 l refrigerator at hand height with a door that opens at both sides, designer bar cabinet (optional)

Combined washroom / comfort luxury washroom / XL wash-room*
Wooden sliding door to the sleeping area*
Separable changing room
Room-high wardrobe*

Fixed beds in the rear, drop-down bed in the driver's cabin with the biggest sleeping area in the class, rear bed: **Carawinx sleeping system** with point elastic under springing, low bed access heights and pull-out comfort access steps with lengthways single beds



Large round seating area with wide **side seat bench** (optional 5th seat belt location)
XL models: XL round seating area with a long side sofa; large **luxury living area table**,
 Two-level room concept with **211 cm** standing height in the living area, single level living area floor, swivel-out shoe cabinet

Corner kitchen / comfort corner kitchen* with pull-out kitchen work surface as a worktop extension, **electric central locking** for the entire kitchen area, automatic locking while driving, **153 l refrigerator** with a door that opens at both sides, designer bar cabinet (optional), coffee machine lift

Comfort washroom / comfort luxury washroom / XL wash-room*
Wooden sliding door to the sleeping area*
Separable changing room
Room-high wardrobe*

Fixed beds in the rear, drop-down bed in the the driver's cabin, with the largest sleeping dimensions in the class, queen-size beds in king-size format of 200 cm
Rear bed: Carawinx sleeping system with point elastic under springing, low bed access heights and pull-out comfort access steps with lengthways single beds



Large round seating area with a wide side seat bench (optional 5th seat belt location)
XL models: XL round seating area with a long side sofa; large **luxury living area table**,
 Two-level room concept with **211 cm** standing height in the living area, single level living area floor, swivel-out shoe cabinet

Comfort corner kitchen with pull-out kitchen work surface as a worktop extension, **electric central locking** for the entire kitchen area, automatic locking while driving, **153 l refrigerator** with a door that opens at both sides, designer bar cabinet (optional), coffee machine lift

Comfort luxury washroom / XL washroom with separable changing room*
Wooden sliding door to the sleeping area*
Room-high wardrobe*

Fixed beds in the rear, drop-down bed in driver's cabin, with the largest sleeping dimensions in the class, queen-size beds in king-size format 200 cm
Rear bed: Carawinx sleeping system with point elastic under springing system, low bed access heights, pull-out access steps with lengthways single beds



Round rear lounge seating area with an **electrically extendible TV lounge** (optional), TV sideboard,
40" LED flat screen electrically raiseable TV (optional)
198 cm standing height in the living area,
182 cm standing height in the seating area

Curved kitchen worktop with raised kitchen work surface in a vertical waveform, **slide-out storage cabinet**, **Coffee machine pull-out** (optional), **153 l refrigerator** at hand height with a door that opens at both sides

Comfort luxury washroom, changing room separable from driver's cabin with **wooden sliding door** and **room partitioning door** from the kitchen, **floor-to-ceiling wardrobe**

Electrically lowerable lengthways single bed with generous sleeping dimensions and a continuous sleeping area, Sideboard with deep drawers at driver and passenger side
Carawinx sleeping system with point elastic under springing and pull-out access steps



Self-sufficiency / capacity

170 l fresh water tank,
140 l waste water tank,
2 x 80 Ah gel battery



Double floor / storage space

Double floor with huge, heated storage compartment, usable height up to 70 cm, exterior and interior access
Large, central through-loading space (interior height 22 cm) with extra-low double floor storage compartment (usable height 46 cm)
Scooter garage: interior height up to **120 cm***, loadable up to 350 kg, with Pedelec scooter garage up to **124 cm**, loadable up to 250 kg



Winter proofing / heating technology

Truma Combi 6 warm air storage heating system, double floor with underfloor heating effect
Optional: Alde warm water heating (standard in the XL Models)

235 l fresh water tank,
185 l waste water tank,
2 x 80 Ah gel battery (extendible to 3 x 80 Ah)

Double floor with huge, heated storage compartment, usable height up to 70 cm, exterior and interior access
Large, central through-loading space (interior height 22 cm) with extra-low double floor storage compartment (usable height 46 cm)
Scooter garage: Interior height up to **132 cm***, loadable up to 450 kg

Alde warm water heating, double floor with underfloor heating effect
Carthago driver's cabin thermal concept

235 l fresh water tank,
200 l waste water tank,
2 x 80 Ah gel battery (extendible to 3 x 80 Ah),
Optional: Ceramic fixed tank toilet

Double floor with huge, heated storage compartment, usable height up to 78 cm, exterior and interior access
Large, central through-loading space (interior height 20 cm) with double floor storage compartment (usable height 20 cm)
Scooter garage: Interior height up to **145 cm***, loadable up to 450 kg

Alde warm water heating, double floor with underfloor heating effect
Carthago driver's cabin thermal concept

210 l fresh water tank,
155 l waste water tank,
2 x 80 Ah gel battery (extendible to 3 x 80 Ah)

Double floor with huge, heated storage compartment, usable height up to 57 cm, exterior and interior access
Large, central through-loading space (interior height up to 36 cm*) with large double floor storage compartment (usable height up to 36 cm*), conveniently loadable via large, self-supporting living area floor hatch, extra-deep double floor external storage compartment (height 63 cm, width 110 cm)
Scooter garage: Interior height up to **145 cm***, loadable up to 450 kg*

Alde warm water central heating, real warm water underfloor heating in the seating group area, double floor with underfloor heating effect
Carthago driver's cabin thermal concept



AL-KO

c-compactline

Super-Lightweight

The lightest motorhome of the A-Class 3.5 t Premium class

Suitable for remote areas thanks to the 15 cm narrower exterior width and the compact vehicle lengths

Lightweight does not mean having to forego anything. At least not with Carthago! The c-compactline Super-Lightweight sets the standard in the 3.5 t weight class, without making compromises with regard to quality and comfort.



Weight class

- + Light and manoeuvrable: external width of just 2.12 m and short vehicle length of less than 7 metres
- + Carthago lightweight construction technology – outstanding payloads, also in the 3.5 t weight class
- + Loadable up to 4.25 tonnes



AL-KO

Chassis

- + Fiat Ducato 35 light/40 heavy with AL-KO low frame
- + Fiat Ducato safety package as standard: Airbag, ESP, ABS, ASR, electronic immobiliser, Hillholder, Traction Plus, Hill Descent Control, automatic start/stop, cruise control, side wind assistant, stability control for trailer, collision braking system
- + Carthago driver's cabin visibility concept
- + XL main cabin door "premium two 2.0" with widened passage size of 63 cm, secure double locking and extra-wide door window



Living comfort

- + "Smartline" furniture design – adapted to the narrow vehicle width for maximum living comfort and more freedom of movement
- + Stepless, continuous floor in living area
- + L-shaped lounge seating area with side seat bench, pull-out side seat* and rectangular living area table with chrome piping
- + Kitchen with six large pull-outs, raised kitchen counter for visual room partitioning and as additional storage area, "Profi Gourmet" cooker and stainless steel round sink
- + Different washroom solutions: maximum comfort in a small space, separable changing room*
- + Beds with extra-large sleeping dimensions



Storage space

- + Double floor with huge, heated storage compartment, usable height up to 55.5 cm
- + Exterior access via several large hatches, convenient access from the inside via the seat bench cover of the L-shaped lounge seating area and the lift-up side seat bench*
- + Large, central through-loading space (interior height 22 cm) with extra-low double floor storage compartment (usable height 46 cm) with large, living area floor hatch
- + Scooter garage: interior height up to 120 cm*, loadable up to 350 kg



Self-sufficiency / equipment

- + 150 l fresh water, 140 l waste water
- + 1 x 80 Ah gel battery (extendible to 2 x 80 Ah)




Air conditioning/heating

- + Truma Combi 6 warm air storage heating system
- + Double floor with underfloor heating effect

epic world of style

Rome world of living (picture shows I 144 LE), with the option of omitting the drop-down bed





Living area features

- + "Smartline" furniture design – perfectly adapted to the narrow vehicle width – with overhead storage cabinets in vertical waveform, maximum living comfort, elegance and more freedom of movement
- + Living area table with chrome piping, can be rotated by 360° and moved in two directions using a foot pedal
- + Exclusive lighting concept with LED lighting technology, work light with numerous spotlights and indirect ambient light, separately controllable
- + Swivel-out shoe cabinet with holding system for up to four pairs of shoes integrated into the plinth of the seat bench, including LED accent light



Model I 141 LE

L-shaped lounge seating area with pull-out side seat

- + TV pull-out system above L-shaped lounge seating area for 24" LED flat screen (optional)
- + Easy access to drop-down bed (180 x 160 cm) via side seat
- + Easy storage compartment access without removing the upholstery via the seat bench cover of the L-shaped lounge seating area with patented fitting and pull-out sides



TV pull-out system in overhead storage cabinet above seating area



Models I 138 DB, I 143 LE

L-shaped lounge seating area with lift-up side seat bench

- + TV pull-out system above L-shaped lounge seating area for 24" LED flat screen or elegantly integrated designer TV cabinet for 32" LED flat screen (optional)
- + Easy access to drop-down bed (180 x 160 cm) via side seat bench
- + Easy storage compartment access without removing the upholstery via the seat bench cover of the L-shaped lounge seating area with patented fitting and lift-up side seat bench



Elegantly integrated designer TV cabinet, including 32" LED flat screen (optional)



Models I 144 LE, I 144 QB

L-shaped lounge seating area with lift-up side seat bench

- + TV wall bracket in entrance area for 24" LED flat screen (optional)
- + Easy access to drop-down bed (180 x 160 cm) via side seat bench
- + Easy storage compartment access without removing the upholstery via the seat bench cover of the L-shaped lounge seating area with patented fitting and lift-up side seat bench



TV wall bracket in entrance area (optional)



c-compactline Super-Lightweight | 143 LE in Rome world of living



Swivel-out shoe cabinet with holding system for up to 4 pairs of shoes integrated into the plinth of the seat bench



Large L-shaped lounge seating area with side seat bench in Rome world of living (I 143 LE)



c-compactline Super-Lightweight | 141 LE with option of omitting drop-down bed in favour of all-round overhead storage cabinets with Barcelona 21 world of living

Kitchen highlights

- + Kitchen units with six large drawers and integrated waste bin
- + Designer overhead storage compartment in vertical waveform
- + Optional: capsule coffee maker with pull-out system in overhead storage cabinet in vertical waveform
- + Sink cover embedded flush in the surface, can be used as additional work surface/chopping board
- + Raised kitchen worktop for visual room partitioning and as additional storage area



Models I 138 DB, I 141 LE, I 143 LE

Space-saving galley kitchen

- + Short vehicle length
- + 133 I Slimtower refrigerator with door opening at both sides and separate freezer compartment
- + "Profi Gourmet" 3-ring hob with glass cover for additional work surface, and stainless steel top



Use of sink cover via the wall holder with chopping board function



Models I 144 LE, I 144 QB

Corner kitchen

- + Large work surface
- + 133 I Slimtower refrigerator opposite with door opening at both sides and separate freezer compartment
- + "Profi Gourmet" 3-ring hob with divided glass cover, robust cast iron trivet and easy-clean glass base
- + Indirect ambient lighting in plinth



133 I Slimtower fridge at hand height



"Profi Gourmet" 3-ring hob with divided glass cover for additional storage space (I 144 LE, I 144 QB)



Sink cover is a practical storage area and an additional work surface with cutting board function (I 144 LE, I 144 QB)



Spacious corner kitchen with large work surface and indirect ambient lighting in plinth (I 144 LE, I 144 QB)



Optional: capsule coffee maker with pull-out system in overhead storage cabinet in vertical waveform



Six large drawers provide lots of room for kitchen utensils



Space-saving galley kitchen (I 138 DB, I 141 LE, I 143 LE)

Washroom and changing room highlights

- + Different washroom concepts with practical convenience in as small a space as possible
- + Solid washroom door with internal hinges, metal handle and door lock
- + Shower room can be completely separated from washroom
- + Mini-Heki skylight in washroom
- + Numerous shelves



Model I 141 LE

Vario swivelling washroom with separable changing room

- + Internal swivel wall and sectional shower door – a large shower room is created with just two manual operations
- + Large mirror with backlighting, additional cabinet element with shelf arrangement and shelves
- + Changing room separable from living area via washroom door with room dividing function



Spacious shower room




Models I 138 DB, I 143 LE

Combination washroom with separable changing room*

- + Large, round shower that can be separated via a sliding door
- + Integrated shower shelf and towel rail in the Mini-Heki
- + Large mirror storage cabinet with shelving arrangement
- + Spacious wash stand base unit
- + Changing room separable from living area via washroom door with room dividing function (I 143 LE)



Round shower



Models I 144 LE, I 144 QB

Compact luxury washroom with changing room


- + Spacious washroom / toilet room with shower opposite
- + Waterproof shower insert with same design as living area floor, removable for showering
- + Spacious wash stand base unit
- + Large mirror storage cabinet with shelves
- + Changing room separable from living area via sliding door



Luxury washroom with changing room (I 144 LE)



Luxury washroom with shower opposite and sliding door for room partitioning (I 144 QB)



Washroom with lots of freedom of movement, plenty of storage space and storage areas (I 144 LE, I 144 QB)



Vario swivelling washroom: washroom and toilet room **1** or shower room **2** thanks to washbasin wall mirror that can be swivelled away (I 141 LE)



Combined washroom: washroom / toilet area with separable round shower (I 138 DB, I 143 LE)



Vario swivelling washroom with changing room (I 141 LE)



Combined washroom with changing room (I 143 LE)

Sleeping area highlights

- + Extra-large sleeping area, 7-zone quality cold foam mattress with breathable climate quilting
- + Two-part heated and ventilated slatted frame with flexibly supported wooden slats

- + Optional: world of sleeping and decoration set with made-to-measure elasticated covers



Model I 138 DB

Transverse double bed

- + Bed access via large access steps
- + Large wardrobe beneath the bed, wardrobe depth individually adjustable in direction of rear garage



Wardrobe beneath transverse double bed



Models I 141 LE, I 143 LE

Lengthways single beds

- + Sleeping areas up to 200 cm long with adjustable head sections, sleeping area extension between the beds with an additional mattress
- + Wardrobes below the lengthways single beds, conveniently accessible from front and above via the lift function and the divided mattress
- + Access steps for convenient access to bed



Easy access to wardrobes from the front and above thanks to the lift function



Model I 144 LE

Patented lengthways single bed variant

- + Adjustable head section at passenger side, sleeping area extension between the beds with an additional mattress
- + Sleeping area at passengers side: 200 cm in the sleeping configuration, spacious shower room when pushed back
- + Wardrobes beneath the lengthways single beds, conveniently accessible from front and above via the lift function and the divided mattress (passenger side)
- + Access steps for convenient access to bed



Easy access to the bed thanks to entrance ladder



Model I 144 QB

Pull-out queen-size bed

- + Sleeping area can be moved by 30 cm for comfortable living and sleeping conditions with a short vehicle length. Living configuration: convenient access to wardrobes.
- + Wardrobes on the left and right of the queen-size bed
- + Large pull out drawers at the front of the queen-size bed




Large pull out drawers at the front of the queen-size bed



Large lengthways single beds with raisable head section and access steps. Convenient access to wardrobes below beds from front and above thanks to lift function (I 141 LE, I 143 LE)



Pull-out single bed at passengers side with access steps (I 144 LE)



Large transverse double bed (I 138 DB)

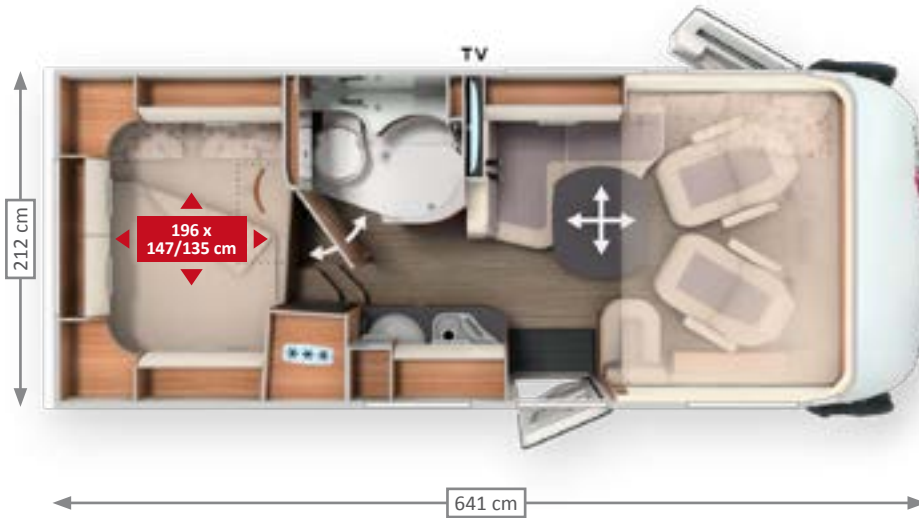


Sleeping area can be moved by 30 cm for comfortable living and sleeping conditions within a short vehicle length (I 144 LE)

c-compactline Super-Lightweight 138 DB A-Class



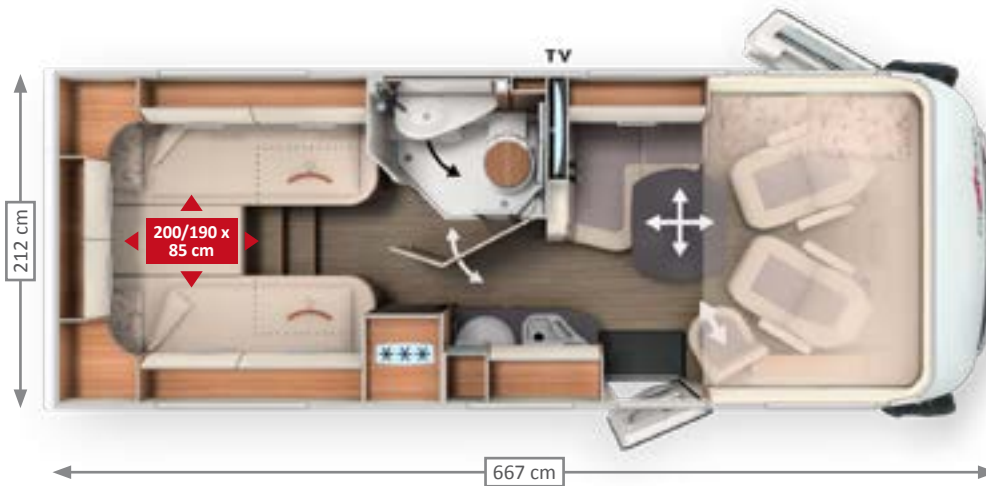
AL-KO



c-compactline Super-Lightweight I 141 LE



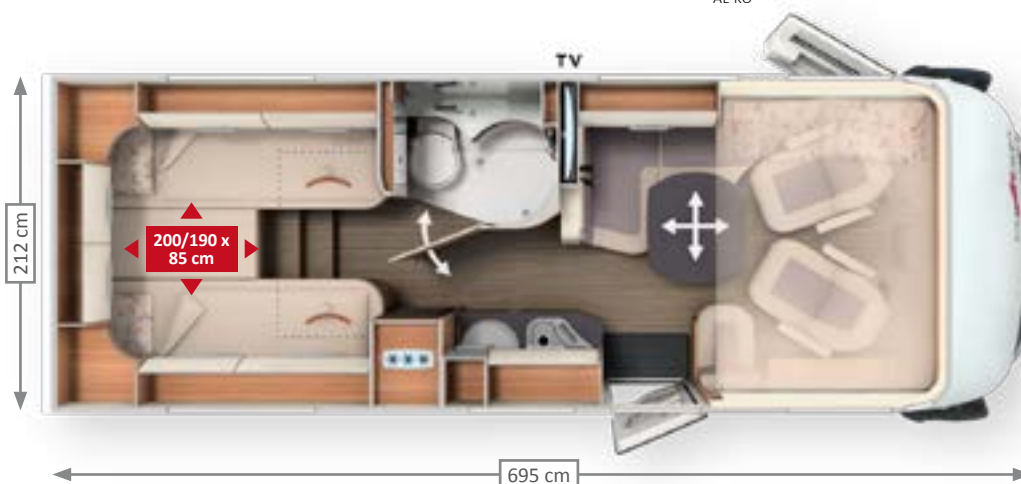
AL-KO



c-compactline Super-Lightweight I 143 LE




AL-KO




MODEL HIGHLIGHTS

- + Short vehicle length specifically for the 3.5 t weight class, L-shaped lounge seating area and lift-up side seat bench, large transverse double bed
- + Compact galley kitchen
- + Raised kitchen worktop for visual room partitioning and as additional storage area
- + Combined washroom with round shower and practical towel rail in the Mini-Heki
- + Wardrobe beneath the transverse rear bed, depth individually adjustable in the direction of the garage




Chassis	Weight ready to drive	Payload* up to	Seats with three-point seat belt	Berths
Fiat Ducato AL-KO Low frame 35 light	2,825 kg	1,385 kg	4	4/5*

- + Innovative layout, specifically for the 3.5 t weight class: L-shaped lounge seating area with pull-out side seat, lengthways single beds, but vehicle length is still short
- + Compact galley kitchen
- + Raised kitchen worktop for visual room partitioning and as additional storage area
- + Vario swivelling washroom: maximum comfort in a small space
- + Changing room separable from living area via washroom door with room dividing function
- + Wardrobes beneath lengthways single beds: extra-large interior height due to lowering into the double floor



Chassis	Weight ready to drive	Payload* up to	Seats with three-point seat belt	Berths
Fiat Ducato AL-KO Low frame 35 light	2,875 kg	1,335 kg	4	4

- + All-rounder: lots of comfort, short vehicle length, light weight
- + L-shaped lounge seating area with lift-up side seat bench
- + Compact galley kitchen
- + Raised kitchen worktop for visual room partitioning and as additional storage area
- + Combined washroom with round shower and practical towel rail in the Mini-Heki
- + Changing room separable via washroom door with room dividing function
- + Wardrobes beneath lengthways single beds: extra-large interior height due to lowering into the double floor



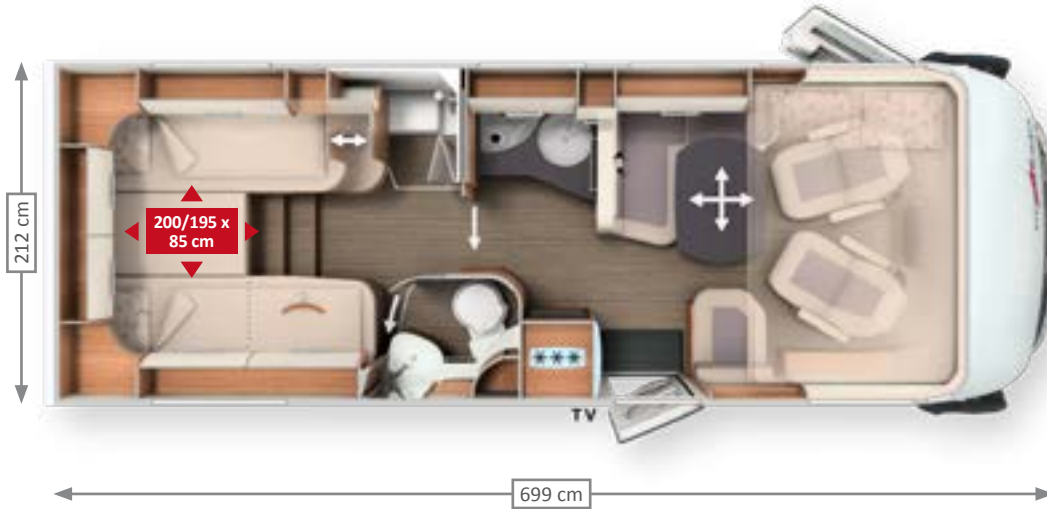
Chassis	Weight ready to drive	Payload* up to	Seats with three-point seat belt	Berths
Fiat Ducato AL-KO Low frame 35 light	2,945 kg	1,265 kg	4	4/5*

c-compactline Super-Lightweight I 144 LE



3.5 t ✓

4.25t ✓



Patented⁽¹⁾:
Pull-out lengthways
single bed

c-compactline Super-Lightweight I 144 QB




3.5 t ✓

4.25t ✓



MODEL HIGHLIGHTS

- + Unique: L-shaped lounge seating area, lift-up side seat bench, corner kitchen, luxury washroom and lengthways single beds up to 200 cm long with a vehicle length of just under 7 m
- + Corner kitchen with large work surface and indirect ambient lighting in plinth
- + Raised kitchen worktop for visual room partitioning and as additional storage area
- + Changing room separable from living room via sliding door
- + Compact luxury washroom with separate shower
- + Lengthways single bed at passenger side, movable by 30 cm: 200 cm sleeping length in the sleeping configuration/spacious shower room in the living configuration
- + Wardrobes beneath lengthways single beds: extra-large interior height due to lowering into the double floor



Chassis	Weight ready to drive	Payload* up to	Seats with three-point seat belt	Berths
Fiat Ducato AL-KO Low frame 35 light	2,975 kg	1,235 kg	4	4/5*

- + Unique: L-shaped lounge seating area, lift-up side seat bench, corner kitchen, luxury washroom and 195 cm queen-size bed with a vehicle length of just under 7 m
- + Corner kitchen with large work surface and indirect ambient lighting in the floor plinth
- + Raised kitchen worktop for visual room partitioning and as additional storage area
- + Changing room can be separated from living room via sliding door
- + Changing room separable from living room via sliding door
- + Queen-size bed can be moved by 30 cm: 195 cm sleeping length in sleeping configuration / spacious access to the wardrobes in living configuration, comfortable sleeping width as far as the foot area
- + Two wardrobes at each side of the queen-size bed
- + Large pull out drawers at the front of the queen-size bed



Chassis	Weight ready to drive	Payload* up to	Seats with three-point seat belt	Berths
Fiat Ducato AL-KO Low frame 35 light	2,975 kg	1,235 kg	4	4/5*

c-compactline Super-Lightweight

Exterior



AL-KO

Standard white

Main cabin, front of vehicle, A-pillar, front, side and rear skirting and wheel arches white



Right reserved to differences in the colour scheme or individual colour shades, differences in material characteristics and changes to the scope of delivery on the part of the manufacturer. This also applies to colour differences on basic vehicles, insofar as they are a result of changes made by the basic vehicle manufacturer.

c-compactline Super-Lightweight I 138 DB Individual freedom with just 3.5 t*

Weight in ready-to-drive condition incl. driver	2,825 kg	Example packing list with 1 driver + 1 passenger	
Basic-Plus package** with automatic air conditioning and Midi-Heki skylight, for example	+ 54 kg	1 x table + 4 x camping chairs	25 kg
Media package** additional satellite system and 4 m awning	+ 81 kg	1 x barbecue	5 kg
Total weight ready to go	2,960 kg	2 x E-bikes	40 kg
Possible payload Driver	540 kg	1 x toolbox	10 kg
1 passenger including luggage (75 kg + 10 kg + 70 kg = 155 kg)	155 kg	1 x spare gas bottle	15 kg
		TOTAL	95 kg
Possible payload with 2 occupants	385 kg	Remaining additional payload (= 385 kg payload – 95 kg packing list)	290 kg

Weight information is approximate. Weight deviations of up to 5% are possible and permitted.

* also as heavy version with permissible gross weight of up to 4.25 tonnes by request

** see Carthago A class price list for detailed package contents

Carthago lightweight construction technology


Down with the weight, up with the quality – specially for the 3.5 t weight class

Extremely stable and super light: Carthago is the pioneer for intelligent lightweight construction throughout the industry: Carthago reduces the weight, but not the customary comfort or quality. The Carthago c-compactline Super-Lightweight vehicles are the lightest models in their class. With maximum stability, quality, maximum comfort and a comprehensive range of equipment.

The consistent lightweight construction technology has many benefits: More payload, lower fuel consumption and fewer emissions at the same time. For the first time, Carthago has succeeded in developing a premium motorhome in the 3.5 t weight class in a practicable way, since when it has been the benchmark in the premium class.

Your added value

- + **Outstanding manoeuvrability and less weight** due to short vehicle lengths
- + **More payload** also in the 3.5 t weight class
- + **Lower fuel consumption**
- + **Class B driver's license sufficient**
- + **Fewer restrictions** because of road traffic regulations
- + **Fewer toll charges**



The Carthago main body construction technology is extremely stable and lightweight. The combination of aluminium on the outside and the inside and the RTM hard foam insulating core which are typical of the brand allows Carthago to dispense with weight-intensive wall reinforcements



Lightweight premium class

Carthago lightweight construction technology, especially for the 3.5 t weight class




Carthago weight-optimised furniture construction: thanks to the piping technology, the curved and rounded moulded furniture parts have high stability and less weight at the same time



In conjunction with the self-supporting main body and the special AL-KO low frame, the Carthago double floor contributes to providing maximum stability and torsional rigidity

Double floor with huge storage compartment

EASY ENTRY – convenient loading from the outside, easy removal from the inside



Usable height up to 55.5 cm



PASSENGER SIDE

Gas bottle compartment



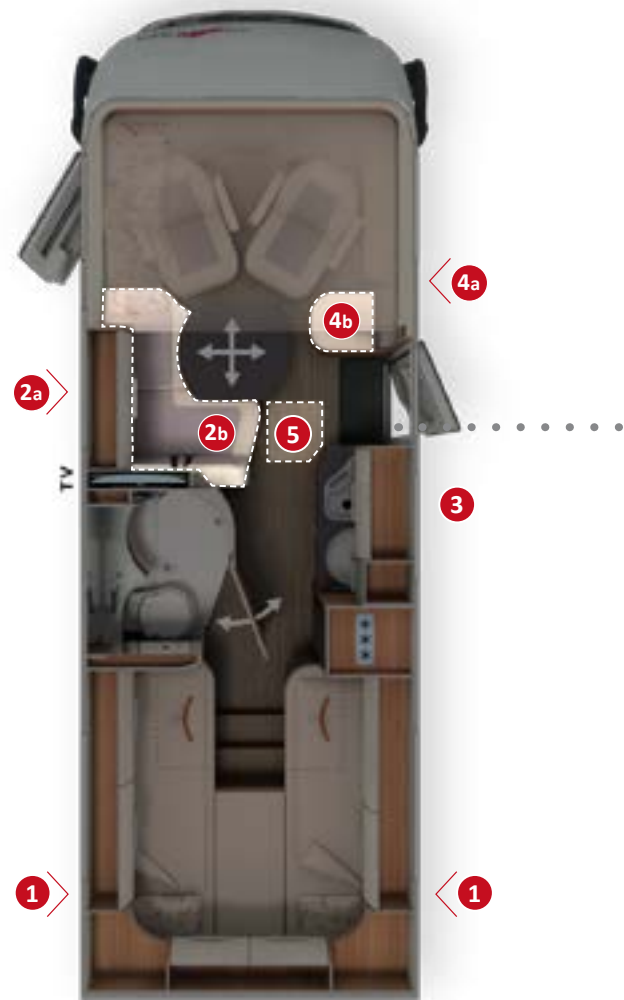
Scooter garage with considerable interior height thanks to deep lowering, accessible at both sides via a large door at the passenger side and a second door at the driver's side



Convenient loading of the double floor storage compartment via a large external hatch (at the passenger side)



Easy removal of storage compartment contents from the inside via the lift-up seat bench cover of the L-shaped lounge seating area





Your added value

- + **Double floor** with huge, heated storage compartment, usable height up to 55.5 cm
- + **Exterior access** via several large hatches
- + Convenient **access from the inside** via the seat bench cover of the L-shaped lounge seating area and the lift-up side seat bench (model-dependent), and also the large living area floor hatch
- + **Large, central through-loading space** (interior height 22 cm), with extra-low double floor storage compartment (usable height 46 cm), convenient loading through the main cabin door via a large, adjustable living area floor hatch
- + The entire double floor is heated with a **climate storage function** and underfloor heating effect



DRIVER'S SIDE



Large, additional double floor storage compartment with separate exterior hatch (at the driver's side)



Convenient loading of the double floor storage compartment via another external hatch

Load from the outside



Huge living area floor hatch in the entrance area: easy to load from the outside when main cabin door is open



Convenient removal of contents via lift-up side seat bench (depending on model)

Unload from the inside

On-board technology

Electrical equipment, water supply, warm air storage heating equipment



Truma Combi 6

warm air storage heating system



Double floor

with climate storage function and underfloor heating effect



Capacity

150 l fresh water tank
140 l waste water tank
1 x 80 Ah gel battery
(extendible to 2 x 80 Ah)



Additional heating of the driver's cab area

from the heated dashboard surface, therefore less cold radiation into the driver's cabin / living area through the windscreen




Truma Combi 6 warm air storage heating system

with numerous warm air outlets in the entire double floor, the living area, the scooter garage, the driver's cabin and the cold-sensitive door entrances



"easy change" gas bottle compartment

for convenient bottle changing, both bottles individually accessible (not I 138 DB, I 141 LE, I 143 LE).

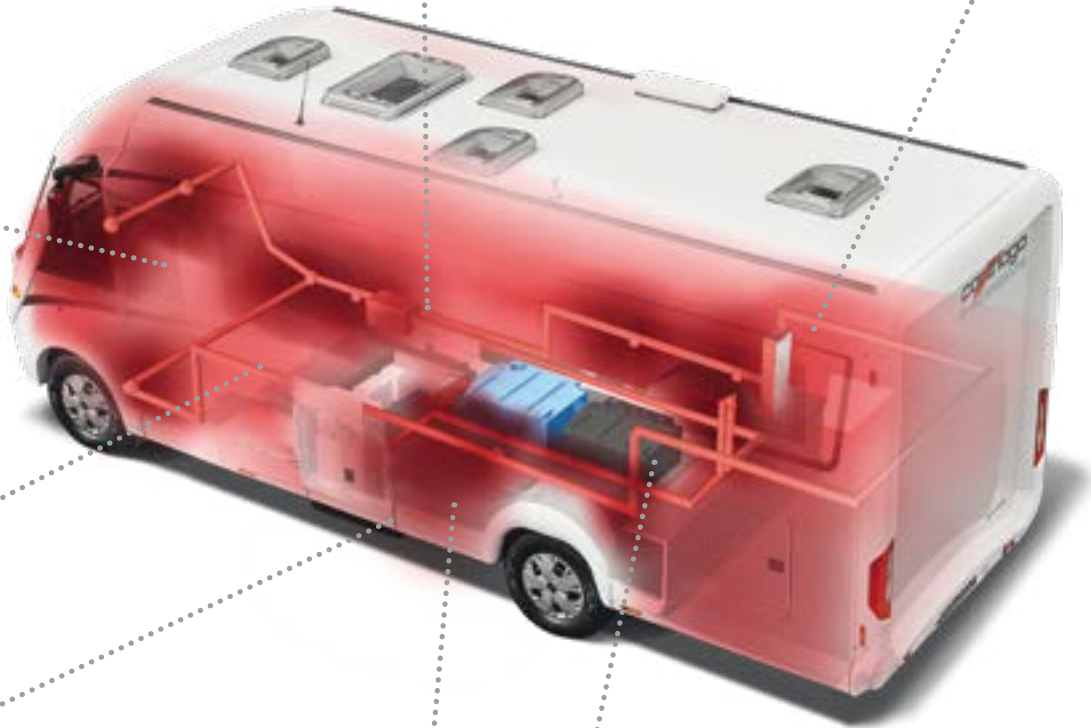


Heated battery centre

with main power switch; standard: 1 x 80 Ah gel battery, extendible to 2 x 80 Ah, optional 90 Ah lithium ion battery including battery computer and separate touch display




Electrical centre, easily accessible in scooter garage



Gas bottle box in rear area

with convenient access via separate gas box door. Optional: Comfort gas bottle pull-out system (I 138 DB, I 141 LE, I 143 LE)



Central water drain

and water tanks in the frost-proof double floor; can also be operated from the outside through the main cabin door

AL-KO low frame special light



Light weight, driving comfort comparable to a passenger car

“Carthago best view” bus mirror



With large main and wide-angle mirror

Aguti driver’s cabin pilot seat



With covered armrests, adjustable, seat height at lounge seating area level in living configuration

Elegant dashboard



with practical sideboard and preparation for integrated reversing camera monitor and drinks bottle holder

Pleated windscreen blind



Multi-functional pleated windscreen blind with insulating hollow honeycomb structure which can act as a sun blind, for privacy protection and as a blackout blind with insulation

Garage access from both sides



Convenient access: large door at the driver’s side, second door at the passenger side

XL main cabin door "premium two 2.0"



With widened passage size of 63 cm, security double locking, extra-wide door window, pleated blackout blind and integrated insect screen roller blind

Driver's cabin door



With safety double locking system, electric window lifter and low door entrance

Side seat bench



As a comfortable footrest in the TV position or also as an aid for accessing the drop-down bed

Comfortably equipped kitchens



"Profi Gourmet" 3-ring hob with divided glass cover* for additional storage area and work surface extension due to wall holder for sink cover

Exclusive lighting concept with LED lighting



Work light with numerous spotlights and indirect ambient light, separately controllable

Living area table with multiple adjusting facilities



360° living room table, rotatable using a foot pedal and movable in two directions



AL-KO



Mercedes-Benz

AL-KO

c-tourer

Lightweight / Comfort

The sophisticated all-rounder

Lightweight models with short vehicle lengths for the requirements of the 3.5 t weight class and comfort-oriented models with a gross weight of up to 4.5 t

Sporty, distinctive and cosy: with its “Carthago v-face” front design, main cabin width of 2.27 m and maximum living comfort and light vehicle weight at the same time, the c-tourer provides layouts for the 3.5 t weight class (optionally also with a gross weight of up to 4.5 t) as well as comfort-oriented models with a gross weight of up to 4.5 t.



c-tourer Lightweight

Models: I 141 LE, I 142 DB, I 143 LE, I 144 LE, I 144 QB



- + All lightweight models with a practical payload, also in the 3.5 t weight class, thanks to Carthago lightweight construction technology and short vehicle lengths of up to max. 7.10 m
- + Optionally also available with a gross weight of up to 4.5 t and therefore more payload



c-tourer Comfort

Models: I 148 LE, I 149 LE, I 150 QB

- + Comfort-oriented floor plans over a vehicle length of 7.39 m
- + Considerable feeling of spaciousness and high payload reserves with a gross weight of up to 4.5 t



AL-KO



Mercedes-Benz

AL-KO

Chassis

- + Fiat Ducato 35 light/40 heavy or Mercedes-Benz Sprinter 414 CDI*, special Carthago AL-KO low frame chassis with 198 cm wide wheelbase at the rear axle
- + Fiat Ducato safety package: Airbag, ESP, ABS, ASR, electronic immobiliser, Hillholder, Traction Plus, Hill Descent Control, automatic start/stop, cruise control, side wind assistant, trailer stability control, collision braking system / Mercedes-Benz Sprinter: Airbag, side wind assistant, Hillholder, ABS, ASR, EBV, ESP
- + Carthago driver's cabin visibility concept
- + Carthago full LED headlights (optional)
- + XL main cabin door “premium two 2.0” with wider passage size of 63 cm, secure double locking and extra-wide door window



Living comfort

- + “Smartline plus” furniture design, two worlds of style
- + Single level living area floor
- + L-shaped lounge seating area with ergonomically shaped upholstery and wide side seat bench or pull-out side seat*
- + Comfort corner kitchen or corner kitchen* with six large drawers, raised kitchen worktop for visual room separation and as additional storage area



- + Different washroom solutions: maximum comfort with separable changing room*
- + Beds with extra-large sleeping dimensions



Storage space

- + Double floor with huge, heated storage compartment, usable height up to 55.5 cm
- + Exterior access via several large hatches, convenient access from the inside via the seat bench cover of the L-shaped lounge seating area and via the lift-up seat bench*
- + Large, central through-loading space (interior height 22 cm) with extra-low double floor storage compartment (usable height 46 cm) with large, self-supporting living area floor hatch
- + Scooter garage: interior height up to 120 cm*, loadable up to 350 kg



Self-sufficiency / equipment

- + 150 l fresh water, 140 l waste water
- + 1 x 80 Ah gel battery (extendible to 2 x 80 Ah)



Air conditioning/heating

- + Truma Combi 6 warm air storage heating system, optional: Alde warm water heating*
- + Double floor with underfloor heating effect

Many c-tourer models also available on Mercedes-Benz Sprinter with AL-KO low frame chassis – see model overview and price list!

epic world of style as standard

Venezia 21 world of living (picture shows 1 148 LE)





c-tourer Lightweight

c-tourer Comfort

Optional Casablanca world of style

Part leather Macchiato world of living (picture shows I 149 LE)





c-tourer Lightweight

c-tourer Comfort

Living area features

- + Living area table with chrome piping, can be rotated by 360° and moved in two directions using a foot pedal
- + Swivel-out shoe cabinet with holding system for up to four pairs of shoes integrated into the plinth of the seat bench, including LED mood light
- + Exclusive lighting concept with LED technology, main light with numerous spotlights and separately switchable indirect ambient light
- + Level passage from living room to driver's cabin without tripping hazards



Model I 141 LE

L-shaped lounge seating area with pull-out side seat

- + TV pull-out system above L-shaped lounge seating area for 24" LED flat screen (optional)
- + Easy access to the biggest drop-down bed in its class (195 x 160 cm) via side seat
- + Easy storage compartment access without removing the upholstery via the seat bench cover of the L-shaped lounge seating area with patented fitting and pull-out side seat



TV pull-out system above the seating area (optional)



Model I 143 LE

L-shaped lounge seating area with lift-up side seat bench

- + TV pull-out system above L-shaped lounge seating area for 24" LED flat screen or optional elegantly integrated designer TV cabinet, for 32" LED flat screen (optional)
- + Easy access to the biggest drop-down bed in its class (195 x 160 cm) via side seat bench
- + Easy storage compartment access without removing the upholstery via the seat bench cover of the L-shaped lounge seating area with patented fitting and lift-up side seat bench



Elegantly integrated designer TV cabinet including 32" LED flat screen (optional)



Models I 144 LE, I 144 QB

L-shaped lounge seating area with lift-up side seat bench

- + TV wall bracket in entrance area for 24" LED flat screen (optional)
- + Easy access to the biggest drop-down bed in its class (195 x 160 cm) via side seat bench
- + Easy storage compartment access without removing the upholstery via the seat bench cover of the L-shaped lounge seating area with patented fitting and lift-up side seat bench



TV bracket in entrance area (optional)



Models I 142 DB, I 148 LE, I 149 LE, I 150 QB

Large L-shaped seating area with wide and lift-up seat bench, option: 5th belted seat

- + TV pull-out system "Quick up" behind side seat bench backrest for 32" LED flat screen (optional)
- + Easy access to the biggest drop-down bed in its class (195 x 160 cm) via side seat bench
- + Easy storage compartment access without removing the upholstery via the seat bench cover of the L-shaped lounge seating area with patented fitting and lift-up seat bench



TV pull-out system behind side seat bench backrest (optional)



L-shaped lounge seating area with wide side seat bench
(I 142 DB, I 148 LE, I 149 LE, I 150 QB)



Swivel-out shoe cabinet with holding system for up to four pairs of shoes integrated into the plinth of the seat bench



Living area table: can be conveniently rotated and moved using a foot pedal



They provide organisation and blend perfectly into the interior: the Carthago clothes hooks



c-tourer lightweight I 144 LE with option of omitting the drop-down bed, but with all-round overhead storage cabinets instead in epic bicolor world of style with Cambridge world of living

Kitchen highlights

- + "Profi Gourmet" 3-ring hob with divided glass cover (one piece in I 141 LE, I 143 LE), with robust cast iron trivet and easy-clean glass base
- + Designer overhead storage compartment in a vertical waveform
- + Optional: capsule coffee maker with pull-out system in the overhead storage cabinet in vertical waveform
- + Sink cover embedded flush in the surface, can be used as additional work surface/chopping board
- + Raised kitchen worktop for visual room partitioning and as additional storage area



Models I 141 LE, I 143 LE

Space-saving galley kitchen

- + Short vehicle length
- + 133 I Slimtower refrigerator with door opening at both sides and separate freezer compartment
- + Kitchen units with six large drawers and integrated waste bin



Optional: capsule coffee maker with pull-out system in overhead storage cabinet in vertical waveform



Models I 142 DB, I 148 LE

Corner kitchen

- + Large work surface
- + 153 I refrigerator opposite with door opening at both sides and separate freezer compartment
- + Spice rack on the kitchen wall
- + Kitchen units with six large drawers and separate waste bin in separate hygiene area
- + Indirect ambient lighting in floor plinth



Practical spice rack



Models I 144 LE, I 144 QB

Corner kitchen

- + Large work surface
- + 133 I Slimtower refrigerator opposite with door opening at both sides and separate freezer compartment
- + Kitchen units with six large drawers and integrated waste bin
- + Indirect ambient lighting in floor plinth



133 I Slimtower fridge at hand height



Models I 149 LE, I 150 QB

Comfort corner kitchen

- + Curved, extra large work surface, extended into the round washroom wall
- + 153 I refrigerator opposite with door opening at both sides and separate freezer compartment
- + Kitchen units with six large drawers and separate waste bin (I 150 QB)/ in separate hygiene area (I 149 LE)
- + Integrated bottle cabinet
- + Indirect ambient lighting in floor plinth



Securely stowed away: practical bottle cabinet



Luxury corner kitchen in Casablanca World of Style (I 149 LE, I 150 QB)



Compact galley kitchen in Casablanca world of style (I 141 LE, 143 LE)



Six large drawers provide lots of room for kitchen utensils (depending on model)



Corner kitchen with spice rack in Casablanca world of style (I 142 DB, I 148 LE)



Use of the sink cover via the wall holder with chopping board function

Washroom and changing room highlights

- + Different washroom concepts with practical convenience in as small a space as possible
- + Solid washroom door with internal hinges, metal handle and door lock
- + Shower room can be completely separated from washroom
- + Mini-Heki skylight in washroom
- + Numerous shelves



Model I 141 LE

Vario swivelling washroom with separable changing room

- + Internal swivel wall and sectional shower door – a large shower room is created with just two manual operations
- + Large mirror with backlighting, additional cabinet unit with shelving arrangement and shelves
- + Changing room separable from living area with washroom door with room dividing function



Spacious shower room



Model I 143 LE

Combined washroom with separable changing room

- + Spacious, round shower separable via a sliding door
- + Integrated shower shelf and towel rail in the Mini-Heki
- + Large mirror storage cabinet with shelving arrangement
- + Spacious wash stand base unit
- + Changing room separable from living area with washroom door with room dividing function



Round shower



Models I 142 DB, I 148 LE

Combined washroom with separable changing room

- + Separable round shower
- + Integrated shower shelf and towel rail in the Mini-Heki
- + Large mirror storage cabinet with shelving arrangement
- + Spacious wash stand base unit
- + Changing room separable from living area via lockable washroom door, floor-to-ceiling wardrobe integrated in the changing room
- + Additional partitioning from sleeping area via solid wood sliding door (I 148 LE)



Changing room with room divider (I 148 LE)



Compact luxury washroom
Models I 144 LE, I 144 QB

Compact or comfort luxury washroom with changing room

- + Spacious washroom / toilet room with shower opposite
- + Spacious wash stand base unit
- + Waterproof shower insert in same design as living area floor design, removable for showering (except I 149 LE)
- + Changing room separable from living area via sliding door (I 144 LE/QB)
- + Changing room separable from living area via lockable luxury washroom door and from sleeping area via solid wood sliding door (I 149 LE)
- + Changing room separable from living area via lockable luxury washroom door and from sleeping area via pull-out TV wall and room divider (I 150 QB)



Comfort luxury washroom
Models I 149 LE, I 150 QB



Comfort luxury washroom with changing room separable from living area via lockable luxury washroom door and from sleeping area via solid wood sliding door (I 149 LE)



Washroom with washbasin and toilet (I 144 LE, I 144 QB)



Combined washroom: washing / toilet area with separable round shower (I 142 DB, I 148 LE)



Vario swivelling washroom: washroom and toilet room ① or shower room ② thanks to washbasin wall and mirror that can be swivelled away (I 141 LE)

Sleeping area highlights

- + Extra-large sleeping area, 7-zone quality cold foam mattress with breathable climate quilting
- + Two-part heated and ventilated slatted frame with flexibly supported wooden slats

- + Optional: world of sleeping and decoration set with made-to-measure elasticated covers



Transverse double bed

- + Bed access via large access steps
- + Large wardrobe beneath the bed
- + Room-high wardrobe

Model I 142 DB




Wardrobe beneath transverse double bed



Lengthways single beds

- + Self-supporting head sections (drivers side only in I 144 LE), sleeping area extension between the beds with additional mattress
- + Sleeping area at passengers side: 200 cm in the sleeping configuration, spacious shower room when pushed back (I 144 LE)
- + Wardrobes beneath the lengthways single beds, conveniently accessible from front and above via lift function and divided mattresses (I 144 LE drivers side only, I 148 LE passengers side only)
- + Pull-out access steps for accessing the bed (I 141 LE, 143 LE)
- + Pull-out comfort access steps with extra-deep treads and additional storage compartment (I 148 LE, 149 LE; optional with I 141 LE, I 143 LE)

Models I 141 LE, I 143 LE, I 148 LE, I 149 LE



Patented⁽¹⁾:
Pull-out
lengthways
single beds

Model I 144 LE with bed at passengers side which is movable up to 30 cm



Queen-size bed

- + Sleeping area can be moved by 30 cm for comfortable living and sleeping configuration with a short vehicle length. Living configuration: convenient access to wardrobes. Sleeping configuration: sleeping length 195 cm (I 144 QB)
- + Self-supporting head section (not I 144 QB)
- + Wardrobes on the left and right of the queen-size bed
- + Large pull out drawers at the front of the queen-size bed
- + Fold-away mattress section at driver side for extra-wide passage (I 150 QB)
- + Unique: pull-out TV wall and room divider for separating off the washroom area (I 150 QB)


Model I 144 QB



Model I 150 QB



Optional: TV cabinet with lengthways single bed models (except I 144 LE)



210/147 x
135 cm

Large transverse double bed with all-round overhead storage cabinets (I 142 DB)



Large lengthways single beds with self-supporting head section and pull-out access steps (I 141 LE, I 143 LE, I 148 LE, I 149 LE). Convenient access to wardrobes below from front and above thanks to lift function (I 141 LE, I 143 LE, I 148 LE, 149 LE)

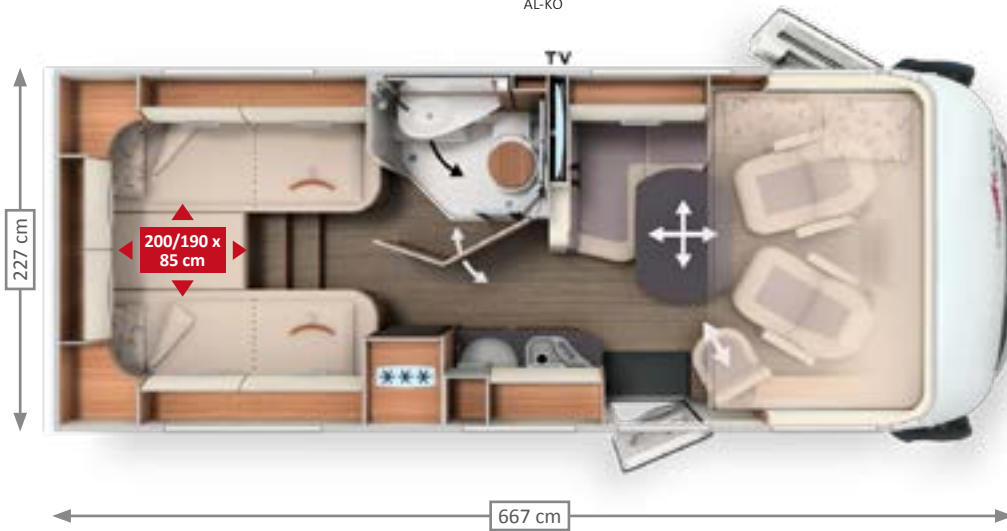


Sleeping area can be moved by 30 cm for comfortable living and sleeping conditions within a short vehicle length (I 144 LE)



Pull-out single bed at passengers side with access steps (I 144 LE)

c-tourer Lightweight I 141 LE

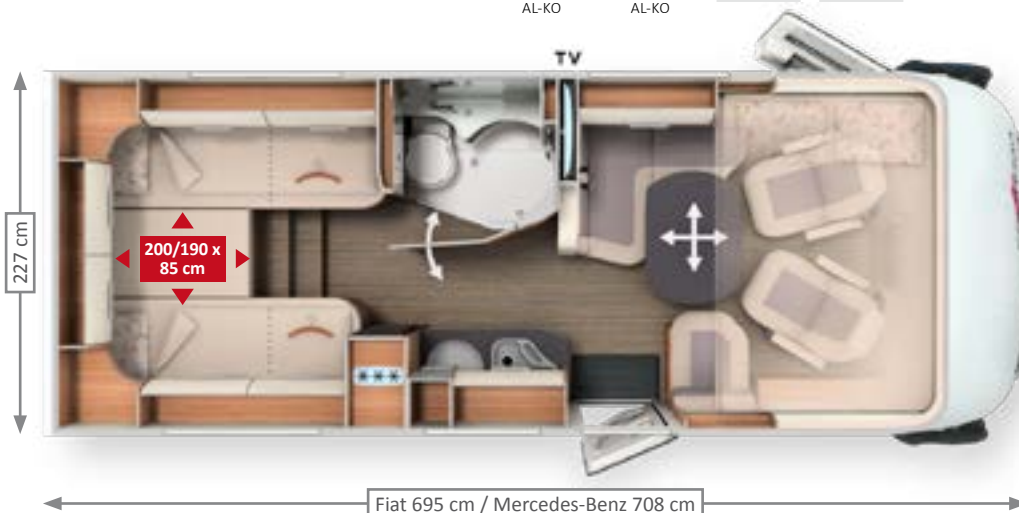


c-tourer Lightweight I 142 DB




Registered for patent approval⁽¹⁾:
 Changing room with room dividing function

c-tourer Lightweight I 143 LE




MODEL HIGHLIGHTS

- + Innovative layout, aimed at the 3.5t weight class: L-shaped lounge seating area with pull-out side seat, lengthways single beds, but vehicle length remains short
- + Compact galley kitchen
- + Raised kitchen worktop for visual room partitioning and as additional storage area
- + Vario swivelling washroom: maximum comfort in a small space
- + Washroom door with room dividing function from living area, therefore separate changing room
- + Pull out steps for easy access to bed, optional pull-out comfort access steps with extra-deep treads and additional storage compartment
- + Wardrobes below lengthways single beds with extra-large interior height due to lowering into the double floor
- + Optional: TV cabinet in sleeping area with special TV pull-out system




Chassis	Weight ready to drive	Payload up to	Seats with three-point seat belt	Berths
Fiat Ducato AL-KO Low frame 35 light	2,955 kg	1,505 kg	4	4

- + Short vehicle length specifically for the 3.5 t weight class, L-shaped lounge seating area with lift-up side seat bench, large transverse double bed
- + Corner kitchen with large work surface and indirect ambient lighting in the floor plinth
- + Raised kitchen worktop for visual room partitioning and as additional storage area
- + Separation from living area as changing room via the room dividing function of the washroom door
- + Combined washroom with round shower and practical towel rail in the Mini-Heki
- + Room-high wardrobe
- + Additional wardrobe beneath transverse double bed



Chassis	Weight ready to drive	Payload up to	Seats with three-point seat belt	Berths
Fiat Ducato AL-KO Low frame 35 light	3,025 kg	1,435 kg	4/5*	4/5*

- + All-rounder: lots of comfort, short vehicle length, light weight
- + L-shaped lounge seating area with lift-up side seat bench
- + Compact galley kitchen
- + Raised kitchen worktop for visual room partitioning and as additional storage area
- + Combined washroom with round shower and practical towel rail in the Mini-Heki
- + Changing room separable by washroom door
- + Wardrobes below lengthways single beds with extra-large interior height due to lowering into the double floor
- + Pull out steps for easy access to bed, optional pull-out comfort access steps with extra-deep treads and additional storage compartment
- + Optional: TV cabinet in sleeping area with special TV pull-out system



Chassis	Weight ready to drive	Payload up to	Seats with three-point seat belt	Berths
Fiat Ducato AL-KO Low frame 35 light	3,035 kg	1,425 kg	4	4/5*
Mercedes-Benz Sprinter AL-KO Low frame	3,115 kg	1,355 kg	4	4/5*

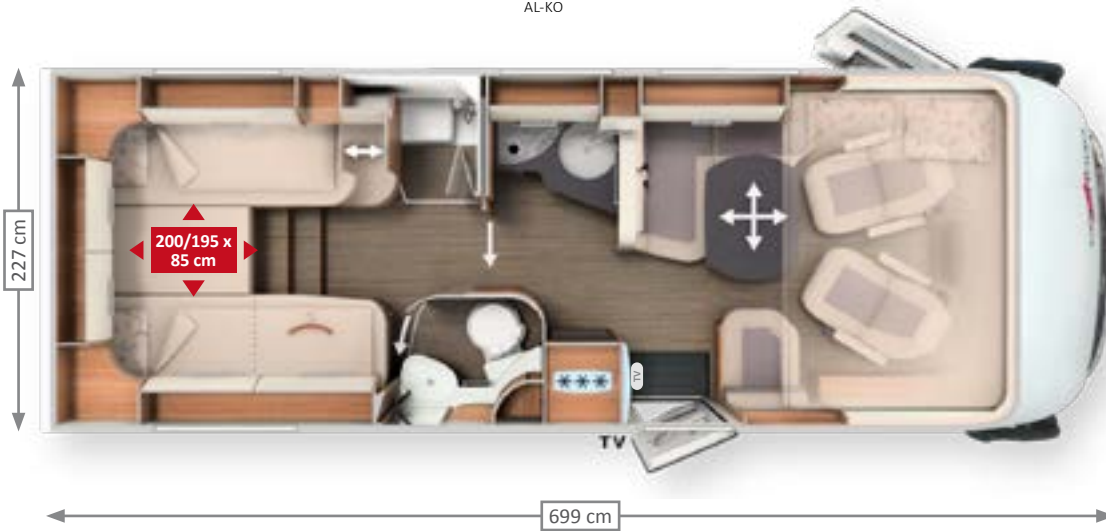
c-tourer Lightweight I 144 LE



AL-KO



Patented⁽¹⁾:
Pull-out lengthways
single bed



c-tourer Lightweight I 144 QB



AL-KO



Patented⁽¹⁾:
Pedelec scooter
garage



c-tourer Comfort I 148 LE

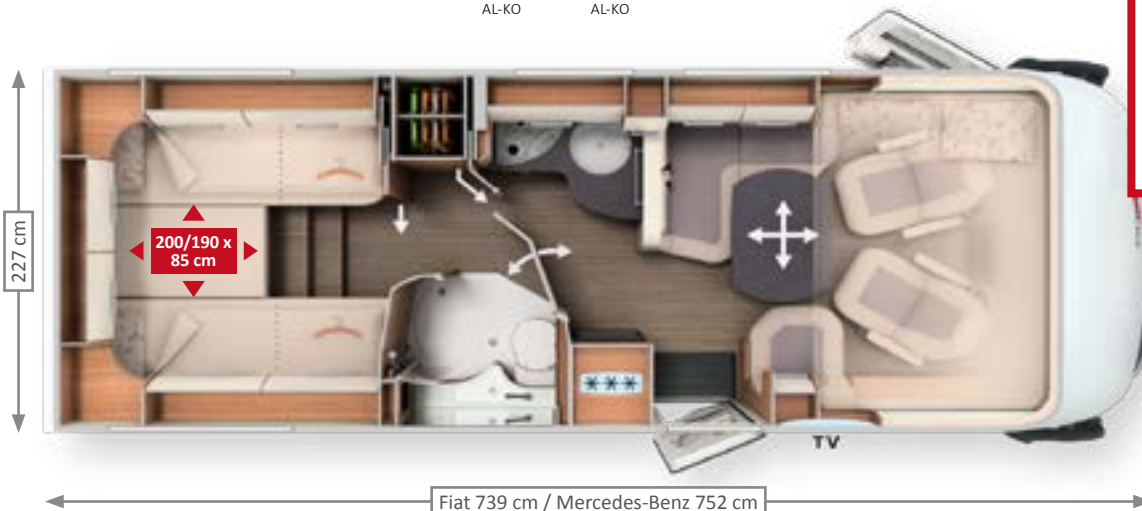


AL-KO

Mercedes-Benz
AL-KO




Patented⁽¹⁾:
Pull-out comfort
access steps
**Registered for
patent approval⁽¹⁾:**
Changing room
with room dividing
function



MODEL HIGHLIGHTS

- + Unique: L-shaped lounge seating area, lift-up side seat bench, corner kitchen, luxury washroom and lengthways single beds up to 200 cm long with a vehicle length of just under 7 m
- + Corner kitchen with large work surface and indirect ambient lighting in the floor plinth
- + Raised kitchen worktop for visual room partitioning and as additional storage area
- + Changing room can be separated from living room via solid wooden sliding door
- + Compact luxury washroom with separate shower
- + Lengthways single bed at passenger side, movable by 30 cm: 200 cm sleeping length in sleeping configuration/spacious shower room in living configuration
- + Access steps for easy access to bed
- + Wardrobes beneath lengthways single beds with extra-large interior height due to lowering into the double floor



Chassis	Weight ready to drive	Payload up to	Seats with three-point seat belt	Berths
Fiat Ducato AL-KO Low frame 35 light	3,055 kg	1,405 kg	4	4/5*

- + Unique: L-shaped lounge seating area, lift-up side seat bench, corner kitchen, luxury washroom and 195 cm queen-size bed with a vehicle length of just under 7 m
- + Corner kitchen with large work surface and indirect ambient lighting in the floor plinth
- + Raised kitchen worktop for visual room partitioning and as additional storage area
- + Changing room can be separated from living room via solid wooden sliding door
- + Compact luxury washroom with separate shower
- + Queen-size bed can be moved by 30 cm: 195 cm sleeping length in sleeping configuration / spacious access to the wardrobes in living configuration, comfortable sleeping width as far as the foot area
- + Two wardrobes at each side of the queen-size bed
- + Large pull out drawers at the front of the queen-size bed



Chassis	Weight ready to drive	Payload up to	Seats with three-point seat belt	Berths
Fiat Ducato AL-KO Low frame 35 light	3,055 kg	1,405 kg	4	4/5*

- + Comfort-oriented layout: large L-shaped seating area, wide lift-up side seat bench, corner kitchen, floor-to-ceiling wardrobe
- + Corner kitchen with large work surface and indirect ambient lighting in the floor plinth
- + Raised kitchen worktop for visual room partitioning and as additional storage area
- + Combined washroom with round shower, washroom door with room dividing function and practical towel rail in the Mini-Heki
- + Changing room separable from living area via lockable luxury washroom door and from sleeping area via sliding door made from solid wood
- + Room-high wardrobe, additional wardrobes with extra-large interior height beneath the lengthways single beds
- + Lengthways single beds up to 200 cm long with pull-out comfort access steps with extra deep treads and additional storage space
- + Optional: TV cabinet in sleeping area with special TV pull-out system



Chassis	Weight ready to drive	Payload up to	Seats with three-point seat belt	Berths
Fiat Ducato AL-KO Low frame 35 light	3,095 kg	1,365 kg	4/5*	4/5*
Mercedes-Benz Sprinter AL-KO Low frame	3,175 kg	1,295 kg	4/5*	4/5*

c-tourer Comfort I 149 LE



AL-KO



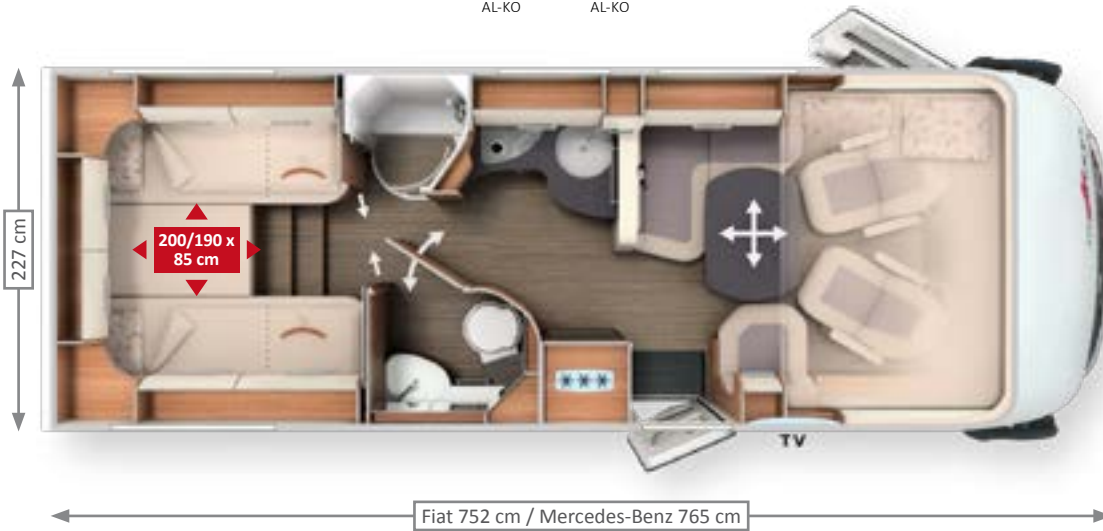
Mercedes-Benz
AL-KO



4.5t



Patented⁽¹⁾:
Pull-out comfort
access steps



c-tourer Comfort I 150 QB



AL-KO



Mercedes-Benz
AL-KO

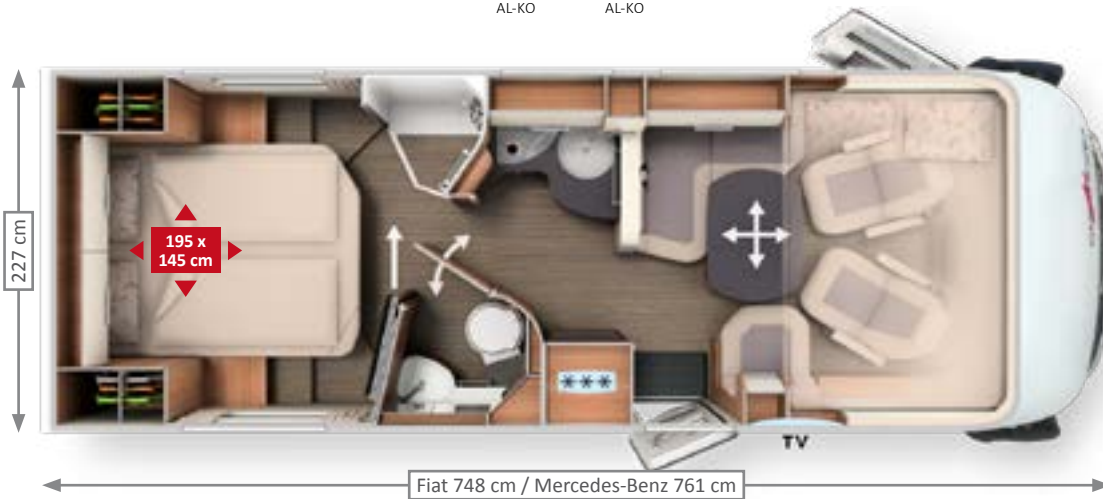


4.5t



Patented⁽¹⁾:
Pedelec scooter
garage

Registered for
patent approval⁽¹⁾:
Pull-out TV wall and
room divider




Optional: unique Carthago Pedelec scooter garage

For queen-size bed models – loading height extension to 124 cm.




Patented⁽¹⁾:
Pedelec scooter
garage



MODEL HIGHLIGHTS

- + Comfort-oriented layout: large L-shaped lounge seating area with wide, lift-up side seat bench
- + Comfort corner kitchen with curved work surface and indirect ambient lighting in floor plinth
- + Raised kitchen worktop for visual room partitioning and as additional storage area
- + Changing room separable from living area via lockable luxury washroom door and from sleeping area via sliding door made from solid wood
- + Lengthways single beds 200 cm long with pull-out comfort access steps with extra deep treads and additional storage space
- + Wardrobes beneath the lengthways single beds with large interior height
- + Optional: TV cabinet in sleeping area with special TV pull-out system




Chassis	Weight ready to drive	Payload up to	Seats with three-point seat belt	Berths
Fiat Ducato AL-KO Low frame 35 light	3,095 kg	1,365 kg	4/5*	4/5*
Mercedes-Benz Sprinter AL-KO Low frame	3,175 kg	1,295 kg	4/5*	4/5*

- + Comfort-oriented layout: large L-shaped lounge seating area with wide, lift-up side seat bench
- + Comfort corner kitchen with curved work surface and indirect ambient lighting in floor plinth
- + Raised kitchen worktop for visual room partitioning and as additional storage area
- + Changing room separable from living area via lockable luxury washroom door and from sleeping area via pull-out TV wall and room divider
- + Large queen-size bed, convenient bed access, comfortable sleeping width as far as the foot area
- + Two wardrobes at each side of the bed
- + Two large drawers at the front of the queen-size bed
- + Fold-away mattress section at driver side for extra-wide passage



Chassis	Weight ready to drive	Payload up to	Seats with three-point seat belt	Berths
Fiat Ducato AL-KO Low frame 35 light	3,095 kg	1,365 kg	4/5*	4/5*
Mercedes-Benz Sprinter AL-KO Low frame	3,175 kg	1,295 kg	4/5*	4/5*



Your added value

- + Loading height extension of the Pedelec garage up to 124 cm in the queen-size bed models
- + Despite having a low bed access height, bicycles up to 124 cm in height can be transported in the rear garage
- + Innovative solution with simple operation
- + Cover panel for floor recess, can also be used with a level garage floor

Exterior



AL-KO



Mercedes-Benz
AL-KO

Standard white

Main cabin, front of vehicle, A-pillar, front, side and rear skirtings and wheel arches white

Optional extended exterior design with exterior design package

Carthago full LED front headlights, fog lights with chrome applications, extended exterior decoration "exterior-line" and "Liner" engine hood design for visual windscreen extension



Fiat Ducato rear view



Fiat Ducato front design



Mercedes-Benz Sprinter front design



Fiat Ducato front design with exterior design package (optional)



Mercedes-Benz Sprinter rear view

Right reserved to differences in the colour scheme or individual colour shades, differences in material characteristics and changes to the scope of delivery on the part of the manufacturer. This also applies to colour differences on basic vehicles, insofar as they are a result of changes made by the basic vehicle manufacturer.

Driver's cabin design

c-tourer Lightweight I 143 LE

Fiat Ducato driver's cab standard version with drop-down bed and side storage cabinets, with Venezia 21 world of living



c-tourer Comfort I 150 QB

Mercedes-Benz Sprinter driver's cab, option of omitting the drop-down bed, replaced with all-round overhead storage cabinets with ivory part leather world of living



Carthago lightweight construction technology


Down with the weight, up with the quality – specially for the 3.5 t weight class

Extremely stable and light: Carthago is the pioneer for intelligent lightweight construction throughout the industry: Carthago reduces the weight, but not the customary comfort or quality. The Carthago c-tourer Lightweight vehicles are the lightest models in their class. With maximum stability, quality, maximum comfort and a comprehensive range of equipment.

The consistent lightweight construction technology has many benefits: more payload, lower fuel consumption and fewer emissions at the same time. For the first time, Carthago has succeeded in developing a premium motorhome in the 3.5 t weight class in a practicable way, since when it has been the benchmark in the premium class.

Your added value

- + **Outstanding manoeuvrability and less weight** due to short vehicle lengths
- + **More payload** also in the 3.5 t weight class
- + **Lower fuel consumption**
- + **Class B driver's license is sufficient**
- + **Fewer restrictions** because of road traffic regulations
- + **Fewer toll charges**



The Carthago main body construction technology is extremely stable and lightweight. The combination of aluminium on the outside and the inside and the RTM hard foam insulating core which are typical of the brand allows Carthago to dispense with weight-intensive wall reinforcements




Lightweight premium class
Carthago lightweight construction technology, especially for the 3.5 t weight class



Carthago weight-optimised furniture construction: The convex and rounded furniture mouldings have high stability and less weight at the same time thanks to piping technology.



In conjunction with the self-supporting main body and the special AL-KO low frame, the Carthago double floor contributes to providing maximum stability and torsional rigidity



Usable height up to 55.5 cm

Double floor with huge storage compartment

EASY ENTRY – convenient loading from the outside, easy removal from the inside



PASSENGER SIDE

Gas bottle compartment



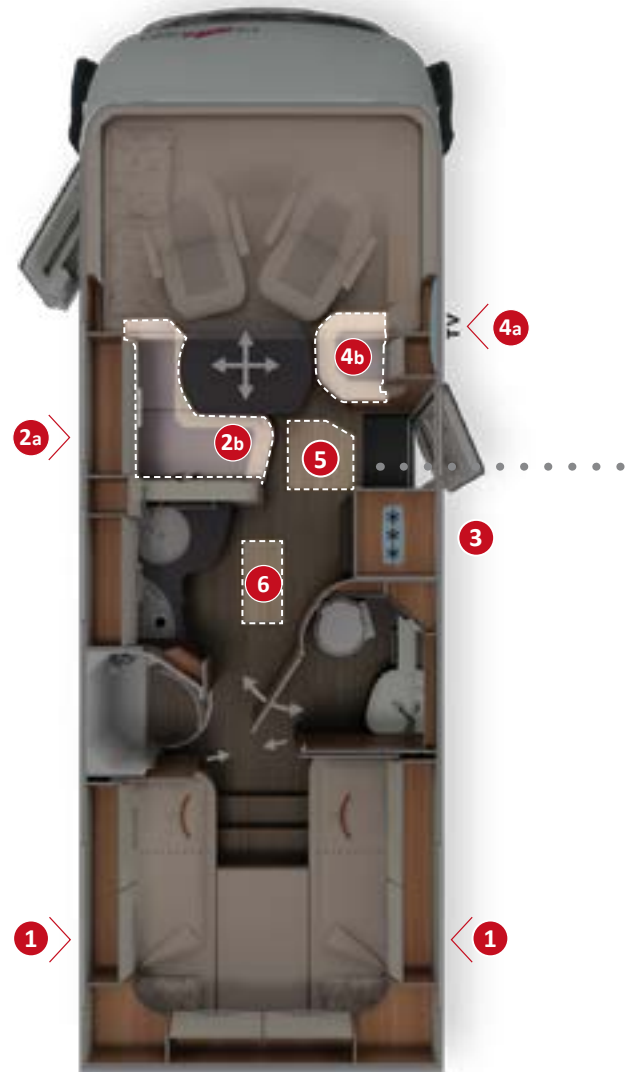
Convenient loading of the double floor storage compartment via a large external hatch (at the passenger side)



Easy removal of storage compartment contents from the inside via the lift-up seat bench cover of the L-shaped lounge seating area



Living area floor hatch with double floor storage box (42 cm usable depth) in heated double floor





Your added value

- + **Double floor** with huge, heated storage compartment, usable height up to 55.5 cm
- + **Exterior access** via several large hatches
- + Convenient **interior access** via L-shaped lounge seating area seat bench cover, fold-up (I 143 LE, I 144 LE/QB) or lift-up side seat bench (I142 DB, I 148 LE, I 149 LE, I 150 QB) as well as large living area hatch
- + **Large, central through-loading space** (interior height 22 cm), with extra-low double floor storage compartment (usable height 46 cm), convenient loading through the main cabin door via a large, self-supporting living area floor hatch
- + The entire double floor is heated with a **climate storage function** and underfloor heating effect



DRIVER'S SIDE




3
Large, additional double floor storage compartment with separate external hatch (at the driver's side)



4a
Convenient loading of the double floor storage compartment via a large external hatch (depending on model)

Load from the outside



5
Huge living area floor hatch in the entrance area: easy to load from the outside when main cabin door is open





4b
Convenient removal of contents via lift-up seat bench (depending on model)

Unload from the inside


On-board equipment

Electrical equipment, water supply, warm air storage heating technology







Warm air storage heating system
Truma Combi 6



**Optional:
Alde warm water heating**
(model-dependent)



Double floor
with climate storage function and
underfloor heating effect



Capacity
150 l fresh water tank
140 l waste water tank
1 x 80 Ah gel battery
(extendible to 2 x 80 Ah)




Additional heat radiation in driver's cabin area
due to the heated dashboard surface, therefore less cold radiation into the driver's cabin / living area from the windscreen



Truma Combi 6 warm air storage heating system
with numerous warm air outlets in the entire double floor, the living area, the scooter garage, the driver's cabin and the cold-sensitive door entrances



"easy change" gas bottle compartment,
extra low for convenient bottle changing, both bottles individually accessible (not I 141 LE, I 143 LE)

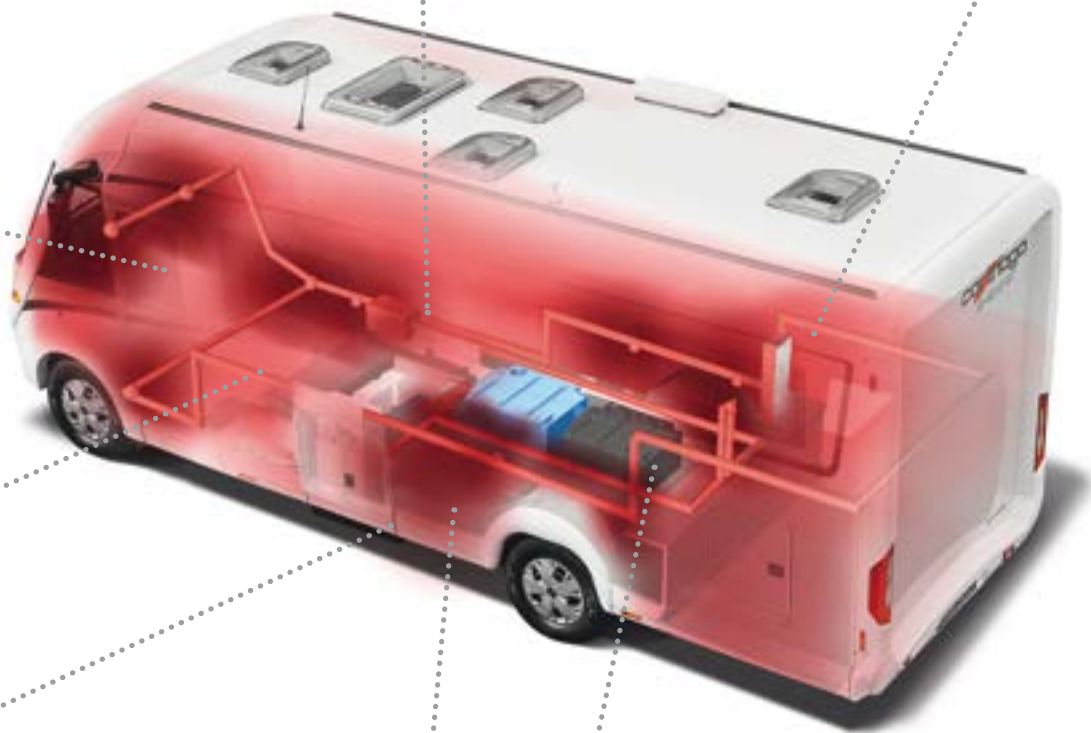


Heated battery centre

with main battery switch; Standard: 1 x 80 Ah gel battery, extendible to 2 x 80 Ah, optional 90 Ah lithium ion battery including battery computer and separate touch display




Electrical centre in scooter garage, easily accessible



Gas bottle compartment in rear area

with separate exterior door (I 141 LE, I 143 LE).
Optional: comfort gas bottle pull-out system



Central water drain in the double floor

– can also be operated from the outside through the main cabin door

AL-KO low frame special light



Light weight, driving comfort comparable to a passenger car, fully galvanized

“Carthago best view” bus mirror



With large main mirror and wide-angle mirror

Aguti driver's cabin pilot seat



With covered armrests, adjustable, seat height at lounge seating area level in living configuration

Garage access from both sides



Convenient access: large door at the drivers side, second door at the passengers side

XL main cabin door “premium two 2.0”



With widened passage size of 63 cm, security double locking, extra-wide door window, pleated blackout blind and integrated insect screen roller blind

Driver's cabin door



With safety double locking system, electric window lifter and low door entrance

Dashboard integrated in living area



With leather-covered moulded part, practical sideboard and preparation for integrated reversing camera monitor and drinks bottle holder

Pleated windscreen blind



Multi-functional pleated windscreen blind with insulating hollow honeycomb structure which can act as a sun blind, for privacy protection and as a blackout blind with insulation

“Profi Gourmet” 3-ring hob



With divided glass cover* for additional storage area and work surface extension due to wall holder for sink cover

Spice rack



Design element and practical detail at the same time – secure storage for spices in the kitchen area (I 142 DB, I 148 LE)

Exclusive lighting concept in LED lighting technology



Main light with numerous spotlights and indirect ambient light, separately controllable

Ergonomically shaped seat upholstery



With multi-layer premium foam core and stylish front panel



AL-KO



Mercedes-Benz

AL-KO

chic c-line

New Generation 2022

The new fascination of the Carthago Liner class:

Elegance, comfort and extravagance

Elegant, comfortable and extremely practical at the same time. These are the attributes with which the chic c-line defines the step-up to the Carthago liner premium class.

Available on the Fiat Ducato AL-KO and the Mercedes-Benz Sprinter AL-KO.



Weight class

- + Comfort-oriented floor plans with up to 4.5 t permissible gross vehicle weight



AL-KO



Mercedes-Benz
AL-KO

Chassis

- + Fiat Ducato 35 light*/40 heavy/Mercedes-Benz Sprinter 414 CDI, AL-KO low frame special Carthago chassis with 198 cm wide wheelbase rear axle
- + Standard Fiat Ducato safety package: Airbag, ABS, ESP, ASR, electronic immobiliser, hill holder, Traction Plus, Hill Descent Control, automatic stop / start, cruise control, stability control for towing, collision braking system, side wind assistant (single axle) / standard Mercedes-Benz Sprinter safety package: Airbag, side wind assistant (single axle), Hillholder, ABS, ASR, EBV, ESP
- + Carthago driver's cabin visibility concept
- + Carthago full LED headlights (dipped beam and main beam) including LED daytime driving lights
- + XL main cabin door "premium two 2.0" with wider passage size of 63 cm, secure double locking and extra-wide door window



Living comfort

- + "Exclusiveline" furniture design, flowing stylistic features, rounded, exclusive furniture surfaces, four worlds of style to choose from
- + L-shaped lounge seating area with wide side seat bench and rectangular living area table with chrome piping
- + Convenient corner kitchen with six large drawers, raised kitchen work surface with designer bar cabinet as visual room divider and additional work surface
- + Washroom variants with outstanding comfort and separate changing room
- + Fixed beds with Carawinx sleeping system



Storage space

- + Double floor with huge, heated storage compartment, usable height up to 70 cm
- + Exterior access via several large hatches, convenient access from the interior via the seat bench cover of the L-shaped lounge seating area and the swing-up* side seat bench



- + Large, central through-loading space (interior height 22 cm), with extra-low double floor storage compartment (usable height 46 cm), conveniently loadable from the interior and the exterior via a large, self-supporting living area floor hatch
- + Scooter garage: interior height up to 120 cm*, loadable up to 350 kg



Self-sufficiency / technology

- + 170 l fresh water, 140 l waste water
- + 2 x 80 Ah gel battery



Air conditioning/heating

- + Truma Combi 6 warm air storage heating system or optional Alde warm water heating
- + Double floor with underfloor heating effect

Many chic c-line models also available on the Mercedes-Benz Sprinter with AL-KO low frame chassis – see model overview and price list!

chic c-line superior



AL-KO



Mercedes-Benz

AL-KO



The exclusive variant of the chic c-line with the sophisticated yacht style and superior equipment

Superior highlights



"Superior" extended exterior decor



16" Fiat alloy wheels



16" Mercedes-Benz alloy wheels



"Superior" designer radiator grille incl. horizontal chrome strips, "exclusive" designer front mask and "Liner" engine hood design



Linea siena world of style: Summer chestnut furniture decor with overhead cabinet doors with two-tone look in high-gloss ivory



Kitchen worktop finish in solid and joint-free Corian



Thetford C 260 toilet with ceramic insert

chic c-line XL

AL-KO double axle



AL-KO DA



Mercedes-Benz


AL-KO DA



The XL version with XXL comfort on the AL-KO twin axle

XL highlights


- + Fiat Ducato 40 heavy DA or Mercedes-Benz Sprinter 414 CDI DA, AL-KO low frame special Carthago chassis with 198 cm wide wheelbase rear axle and permissible gross weight of up to 5.5 t
- + Large XL lounge seating area with long side sofa including access to storage compartment beneath
- + XL washroom with separate toilet room, open washing area and spacious round shower, partitioning from living and sleeping areas via two solid wooden sliding doors, creating an XL washroom and changing area
- + Alde warm water heating



XL comfort layout



XL lounge seating area with long side sofa



XL washroom with separate toilet room

Standard linea moderna world of style

Ivory part leather world of living (image shows I 4.9 LE)







Optional linea progressiva world of style

Macchiato part leather world of living with option of drop-down bed and gas oven omission (I 6.2 XL QB)





Optional linea classica world of style


Ivory part leather world of living (image shows I 4.8 LE)





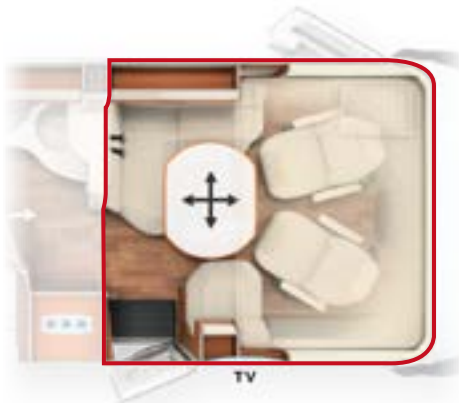
Linea siena superior world of style

Sand leather 21 world of living (picture shows 14.9 LE)





Living area features



Models I 4.2 DB, I 4.8 LE, I 4.9 LE, I 4.9 LE L, I 5.0 QB, I 5.0 QB L

Large L-shaped lounge seating area with wide side seat bench

- + Rectangular living area table with chrome piping
- + TV pull-out system incl. 32" LED flat screen behind side seat bench backrest (optional)
- + Pull-out shoe cabinet with holding system for up to four pairs of shoes integrated in plinth of seat bench
- + Easy storage compartment access without removing the upholstery via the seat bench cover of the L-shaped lounge seating area and the swing-up side seat bench
- + Convenient access to the biggest drop-down bed (195 x 160 cm) in the class above the side seat bench
- + Exclusive lighting concept in LED light technology with dimming function, main light with numerous spotlights and indirect ambient light, separately controllable
- + Optional: 5th belted seat



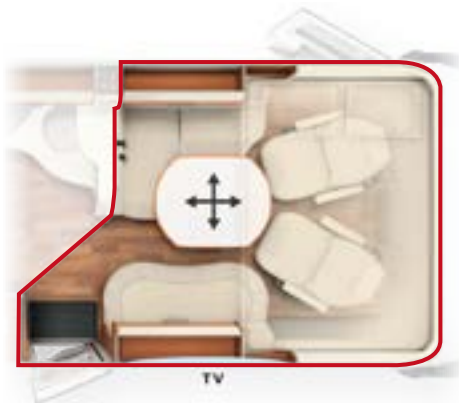
Model I 5.3 QB SL

Opposing side sofas, long version

- + Layout with considerable amount of room in kitchen and living area, plus extra-wide passage from driver's cab to living area
- + Rectangular living area table with chrome piping
- + TV pull-out system incl. 32" LED flat screen behind side seat bench backrest (optional)
- + Convenient access to the biggest drop-down bed (195 x 160 cm) in the class above the side seat bench
- + Easy storage compartment access without removing the upholstery thanks to the lift-up side seat bench




The interior design of the chic c-line I 5.3 QB SL model is different. More information about the I 5.3 QB SL layout can be found at www.carthago.com



Models I 5.9 XL LE, I 6.2 XL QB

Large XL lounge seating area with long side sofa

- + Rectangular living area table with chrome piping
- + TV pull-out system incl. 40" LED flat screen behind side seat bench backrest (optional)
- + Pull-out shoe cabinet with holding system for up to four pairs of shoes integrated in plinth of seat bench
- + Long side sofa at passenger side with storage space access
- + Convenient access to the biggest drop-down bed (195 x 160 cm) in the class above the side seat bench
- + Exclusive lighting concept in LED light technology with dimming function, main light with numerous spotlights and indirect ambient light, separately controllable
- + Optional: 5th belted seat



TV pull-out system behind backrest (32" or 40" – depending on model)



Pull-out shoe cabinet with holding system for up to four pairs of shoes integrated in plinth of seat bench

Kitchen highlights



Models I 4.2 DB, I 4.8 LE

Corner kitchen

- + Raised kitchen worktop with designer bar cabinet as visual room divider and additional work surface
- + Pull-out system for capsule coffee maker at side of designer bar cabinet for convenient access (optional)
- + "Profi Gourmet" 3-ring hob with divided glass cover, robust cast iron trivet and easy-clean glass base
- + Six large drawers and separate waste bin in separate hygiene area
- + 153 l fridge with door opening at both sides and separate freezer compartment
- + Sink cover as additional work surface/chopping board
- + Floor-to-ceiling slide-out storage cabinet
- + Indirect ambient lighting in plinth



Models I 4.9 LE, I 4.9 LE L, I 5.0 QB, I 5.0 QB L, I 5.3 QB SL, I 5.9 XL LE, I 6.2 XL QB

Comfort corner kitchen

- + Raised kitchen worktop with designer bar cabinet as visual room divider and additional work surface*
- + Pull-out system for capsule coffee maker at side of bar cabinet for convenient access (optional)*
- + Elegantly curved work surface (I 5.3 QB SL: similar; different work surface), extended sideways as far as the round washroom wall
- + Separate bottle cabinet
- + "Profi Gourmet" 3-ring hob with divided glass cover, robust cast iron trivet and easy-clean glass base
- + Two large drawers and separate waste bin in separate hygiene area*
- + 153 l fridge with door opening at both sides and separate freezer compartment
- + Sink cover as additional work surface/chopping board*
- + Slide-out storage cabinet integrated in round washroom wall
- + Indirect ambient lighting in plinth



Pull-out system for capsule coffee maker (optional)



Two large drawers and separate waste bin in separate hygiene area*



Floor-to-ceiling slide-out storage cabinet (I 4.2 DB, I 4.8 LE)



Slide-out storage cabinet integrated in round washroom wall (except I 4.2 DB, I 4.8 LE)

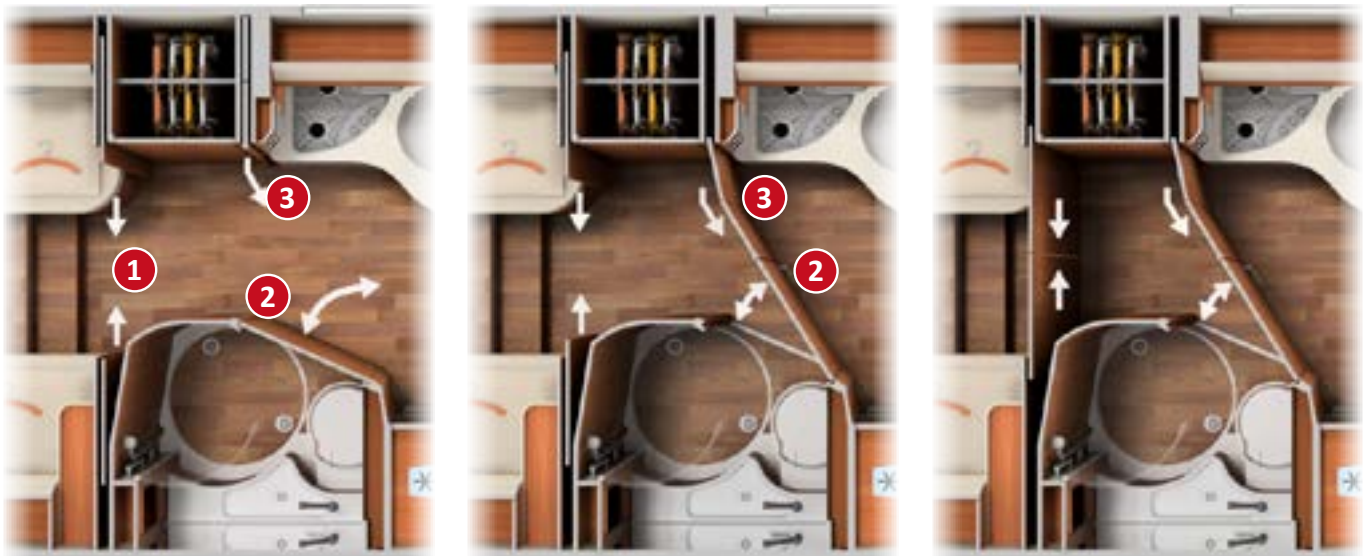
Space saving combined washroom with changing room

Combined washroom models I 4.2 DB, I 4.8 LE

- + Solid washroom door with interior hinges, metal handle and door lock
- + Washroom with numerous storage areas
- + Spacious mirror and wash stand base unit
- + Separable round shower
- + Waterproof shower insert in the same design as living area floor
- + Integrated shelf in shower wall, practical towel rail in roof dome
- + Floor-to-ceiling wardrobe

Changing room with combined washroom, model I 4.8 LE with lengthways single beds


A changing room which can be separated from the living and sleeping areas can be created in just three steps.



❶ Solid wooden sliding door for separation from sleeping area, ❷ swivelling washroom door and ❸ partition wall opposite for partitioning off from living area

❷ Washroom door and ❸ pull-out partition wall for partitioning from living area

Solid wooden sliding door to sleeping area creates a fully separated changing area with access to the integrated wardrobe



Spacious changing room thanks to swivelling washroom door, pull-out partition wall and solid wooden sliding door opposite

Comfort luxury washroom with changing room

Comfort luxury washroom models | 4.9 LE, | 4.9 LE L, | 5.0 QB, | 5.0 QB L, | 5.3 QB SL

- + Large washroom/toilet room
- + Shower opposite
- + Shower doors finished off with high quality chrome profiles (| 4.9 LE, | 4.9 LE L, | 5.0 QB L)
- + Waterproof shower inlay, removable for cleaning
- + Washroom with numerous storage areas
- + Spacious mirror and wash stand base unit
- + L-models with room-high wardrobe

Changing room with comfort luxury washroom, model | 4.9 LE L with lengthways single beds

Changing room which can be separated from the living and sleeping areas can be created in just two steps. L-shaped versions including floor-to-ceiling wardrobe



1 Solid wooden sliding door for partitioning from the sleeping area, 2 luxury washroom door with 3-way function thanks to washroom double door for separating the living area and toilet room from the changing room



2 Luxury washroom door with 3-way function creates partitioning from living area and toilet room



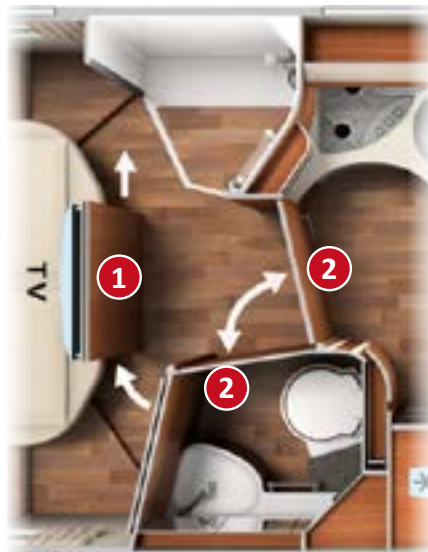
Separate changing room with considerable amount of room, integrated wardrobe (L-shaped versions) and optional closed toilet room and living area partitioning

Changing room with comfort luxury washroom, model | 5.0 QB with queen-size bed

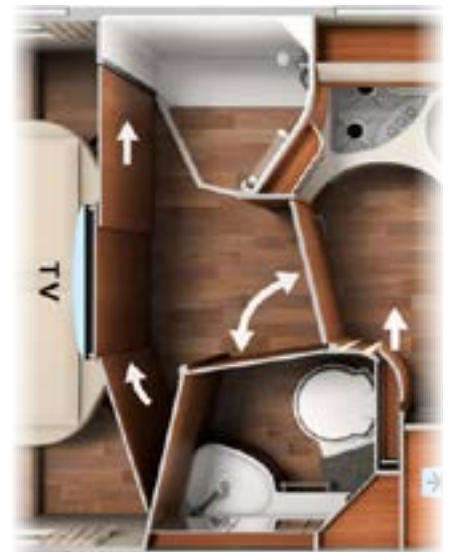
A changing room which can be separated from the living and sleeping areas can be created in just four steps.



1 Pull-out TV wall and room divider to partitioning off the sleeping area. 2 Luxury washroom door with 3-way function thanks to washroom double door for partitioning off the changing room from the living area and the toilet room



1 TV wall in central position for relaxed viewing, 2 luxury washroom door with 3-way function creates partitioning from living area and toilet room



Separate changing room with considerable amount of room, partitioning from sleeping area also for sleeping configuration thanks to swivelling door and pulled-out sliding door

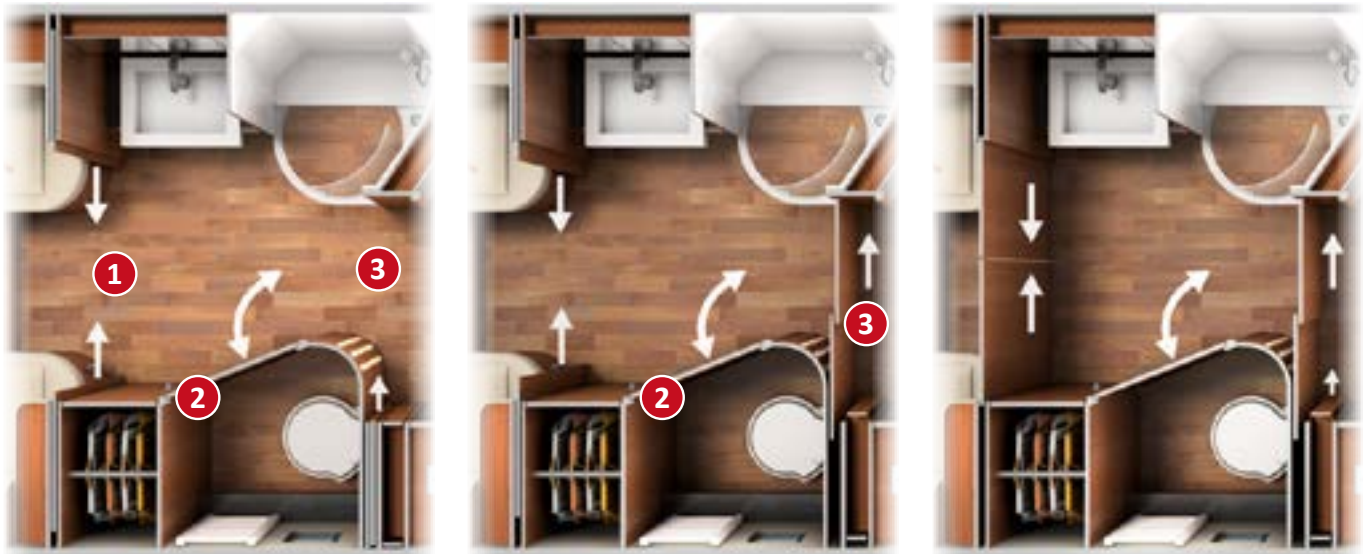
XL washroom with changing room

XL washroom models | 5.9 XL LE, | 6.2 XL QB

- + Wooden sliding door including full length mirror
- + Floor-to-ceiling wardrobe
- + XL washroom with separate toilet room, open washing area and spacious round shower
- + Separate toilet room with towel warmer, additional leg-room extension and side window
- + XL round shower with waterproof shower insert in the same design as living area floor, Mini Heki skylight

XL washroom / changing room, model | 5.9 XL LE


The XL models have an extremely spacious XL washroom with integrated, floor-to-ceiling wardrobe which also functions as a changing room at the same time.



① Solid wooden sliding doors with partitioning from sleeping area and ② solid wooden door for partitioning from toilet room. ③ Additional solid wooden sliding door for partitioning from living area.

③ Room partitioning from living area and toilet room using solid wooden sliding doors and ② solid wooden door.

Spacious XL washroom and changing room with a considerable amount of room, full partitioning and integrated wardrobe.



Typical Carthago: Spacious changing room with integrated, floor-to-ceiling wardrobe, separable by solid wooden sliding door and solid wooden door



Open washing area with designer washbasin and XL round shower with waterproof shower insert in the same design as living area floor (easy to remove for cleaning), roof light including pleated blackout blind



Separate toilet room with towel warmer, side window and extended legroom



Practical towel rail in Mini-Heki above the shower



Particularly comfortable for tall travellers: the additional legroom extension in the toilet room

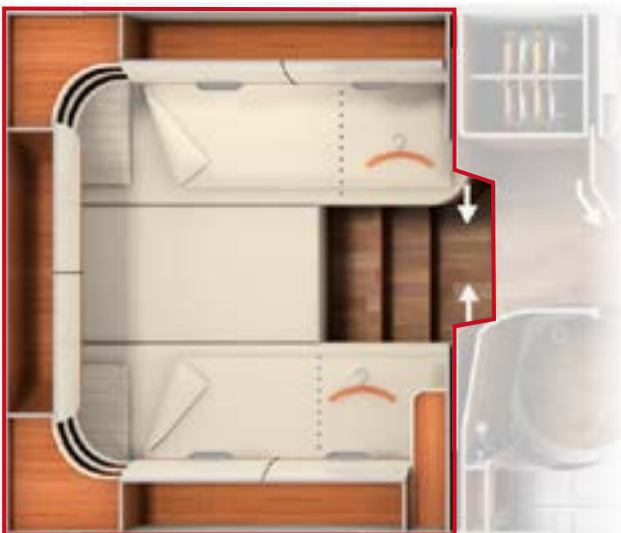
Sleeping area highlights



Model I 4.2 DB

Rear transverse bed

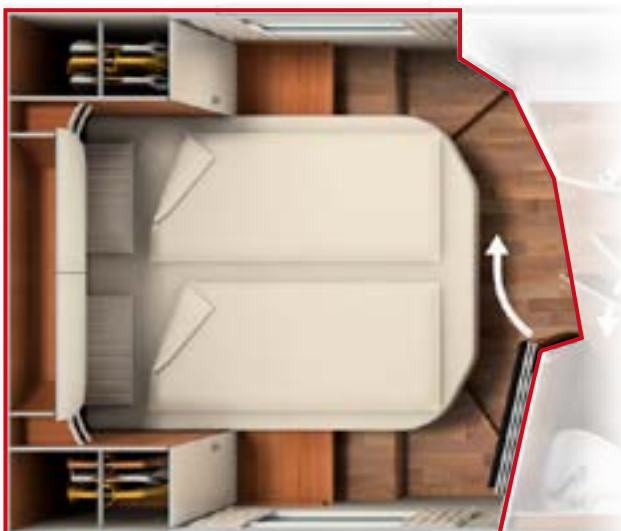
- + Extra large sleeping areas
- + 7-Zone quality cold foam mattresses with breathable climate quilting
- + Carawinx sleeping system – medically recommended, point-elastic under springing system
- + Large steps for accessing the bed
- + Floor-to-ceiling wardrobe
- + Additional large wardrobe beneath bed



Models I 4.8 LE, I 4.9 LE, I 4.9 LE L, I 5.9 XL LE

Large lengthways single beds

- + Extra large sleeping areas
- + 7-Zone quality cold foam mattresses with breathable climate quilting
- + Carawinx sleeping system – medically recommended, point-elastic under springing system
- + Adjustable head section
- + Wardrobes beneath the lengthways single beds, easily accessible from front and above via the lift function (I 4.8 LE passengers side only) – lowered into the double floor for additional interior height
- + Sleeping area extension between the beds using additional mattress, access via pull-out comfort access steps
- + Designer shelves in sleeping area
- + TV cabinet with special TV pull-out system incl. 24" LED flat screen (optional)



Models I 5.0 QB, I 5.0 QB L, I 5.3 QB SL, I 6.2 XL QB

Large queen-size bed

- + Extra large sleeping areas
- + 7-Zone quality cold foam mattresses with breathable climate quilting
- + Carawinx sleeping system – medically recommended, point-elastic under springing system
- + Unique: pull-out TV wall and room partition for partitioning off the washroom area. TV wall in central position or at driver side for relaxed viewing (I 6.2 XL QB: bathroom separable via solid wooden sliding doors)
- + Adjustable head section
- + Two wardrobes at each side of the queen-size bed
- + Two large drawers at the front of the queen-size bed



Large lengthways single beds with pull-out comfort access steps (I 4.8 LE, I 4.9 LE, I 4.9 LE L, I 5.9 XL LE)



Large wardrobes beneath lengthways single beds, interior height max. 124 cm* with access from the front and above via the lift function



High-quality under springing systems, medically recommended Carawinx sleeping system



Pull-out comfort access steps with additional storage compartment in the steps, therefore convenient access to the bed, even when the sleeping area extension is being used



Designer shelves in sleeping area with the lengthways single bed models



TV cabinet with special TV pull-out system incl. 24" LED flat screen with the lengthways single bed models (optional)



Large queen-size bed (I 5.0 QB, I 5.0 QB L, I 5.3 QB SL*, I 6.2 XL QB)



Large drawers at front of queen-size bed




Pull-out TV wall and room divider for partitioning off the sleeping area

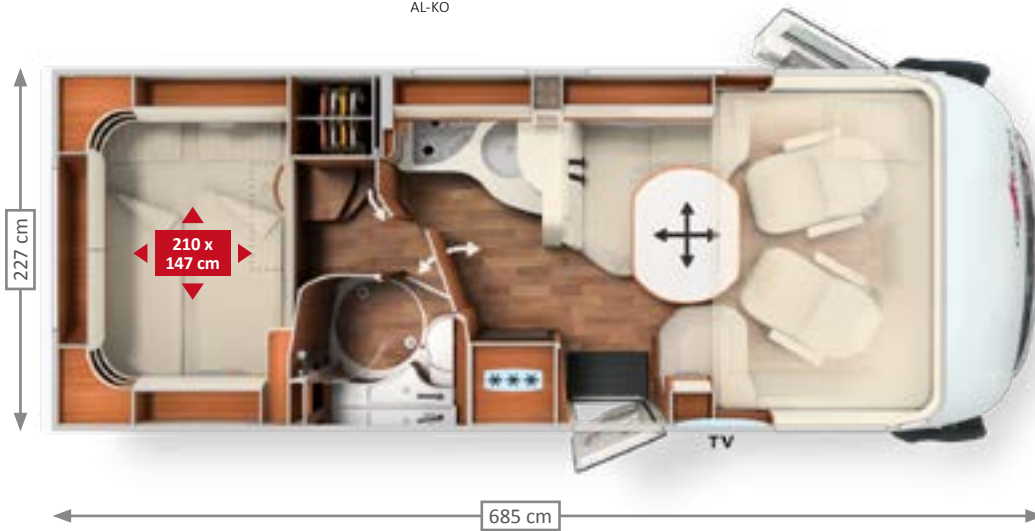



TV wall and room divider in central position for comfortable viewing

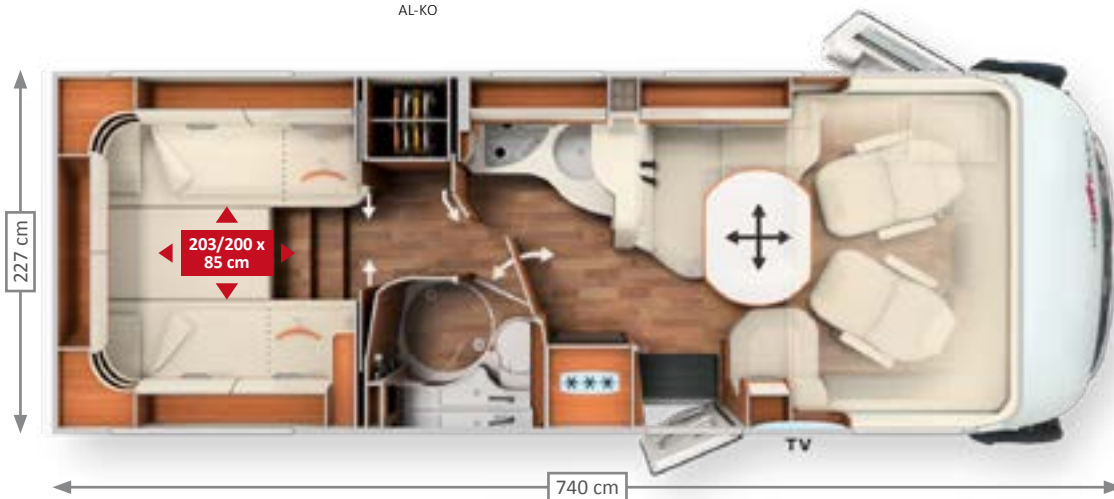


TV wall and room divider with pull-out sliding door and swivelling door for complete partitioning of sleeping area and changing room

chic c-line I 4.2 DB 
AL-KO





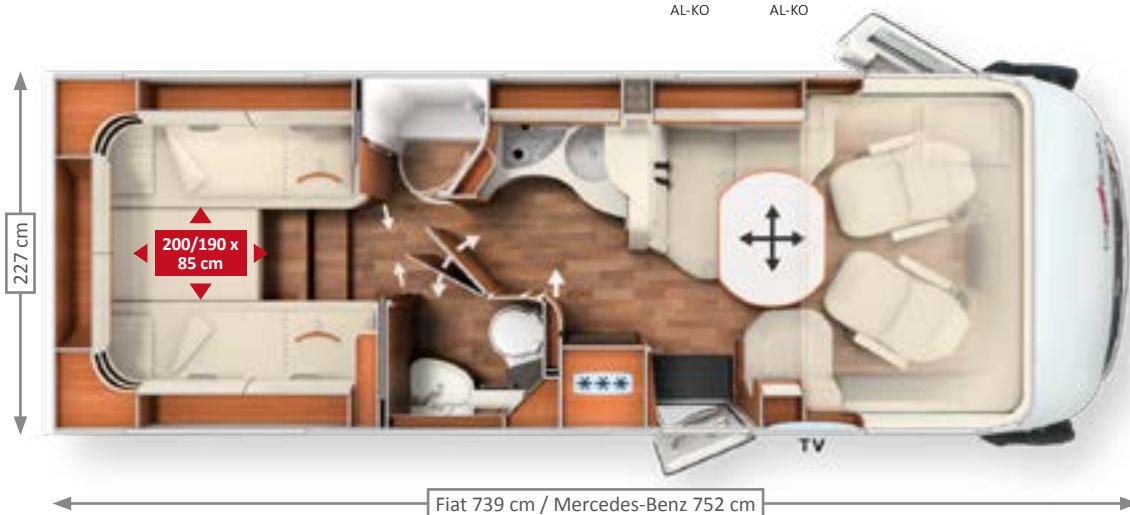
chic c-line I 4.8 LE 
AL-KO



Patented⁽¹⁾:
Pull-out comfort access steps

Registered for patent approval⁽¹⁾:
Changing room with room dividing function


chic c-line I 4.9 LE/4.9 LE superior  
AL-KO AL-KO



Patented⁽¹⁾:
Luxury washroom door with 3 way function;
Pull-out comfort access steps


MODEL HIGHLIGHTS

- + Short vehicle length, L-shaped lounge seating area with wide side seat bench and rectangular living area table with chrome piping
- + Pull-out shoe cabinet with holding system for up to four pairs of shoes integrated in plinth of seat bench
- + Raised kitchen worktop with designer bar cabinet as visual room divider and additional work surface
- + Corner kitchen with room-high slide-out storage cabinet
- + Combined washroom with round shower, washroom door with room dividing function
- + Changing room separable via the swivelling washroom door and pull-out room dividing wall, room-height wardrobe integrated in the changing room
- + Additional wardrobe beneath transverse double bed
- + Space-saving transverse double bed
- + Exclusive lighting concept in LED light technology with dimming function, main light with numerous spotlights and indirect ambient light, separately controllable




Chassis	Weight ready to drive	Payload up to	Seats with three-point seat belt	Berths
Fiat Ducato AL-KO Low frame 35 light	3,100 kg	1,660 kg	4/5*	4/5*

- + L-shaped lounge seating area with wide side seat bench and rectangular living area table with chrome piping
- + Pull-out shoe cabinet with holding system for up to four pairs of shoes integrated in plinth of seat bench
- + Raised kitchen worktop with designer bar cabinet as visual room divider and additional work surface
- + Corner kitchen with room-high slide-out storage cabinet
- + Combined washroom with round shower, washroom door with room dividing function
- + Changing room separable via the solid wooden sliding doors, swivelling washroom door and pull-out room dividing wall, floor-to-ceiling wardrobe integrated in the changing room
- + Large lengthways single beds with pull-out comfort access steps and wardrobes below with outstanding interior height thanks to lowering into double floor
- + Designer shelves in sleeping area, TV cabinet with special TV pull-out system (optional)
- + Exclusive lighting concept in LED light technology with dimming function, main light with numerous spotlights and indirect ambient light, separately controllable



Chassis	Weight ready to drive	Payload up to	Seats with three-point seat belt	Berths
Fiat Ducato AL-KO Low frame 40 heavy	3,345 kg	1,455 kg	4/5*	4/5*

- + L-shaped lounge seating area with wide side seat bench and rectangular living area table with chrome piping
- + Swivel-out shoe cabinet with holding system for up to 4 pairs of shoes integrated in plinth of seat bench
- + Raised kitchen worktop with designer bar cabinet as visual room divider and additional work surface
- + Large luxury corner kitchen with curved worktop, slide-out storage cabinet integrated in round washroom wall
- + Luxury washroom with separate shower
- + Changing room separable via luxury washroom door with 3-way function thanks to washroom double door and solid wooden sliding doors
- + Large lengthways single beds with pull-out comfort access steps and wardrobes below with outstanding interior height thanks to lowering into double floor
- + Designer shelves in sleeping area, TV cabinet with special TV pull-out system (optional)
- + Exclusive lighting concept in LED light technology with dimming function, main light with numerous spotlights and indirect ambient light, separately controllable



Chassis	Weight ready to drive	Payload up to	Seats with three-point seat belt	Berths
Fiat Ducato AL-KO Low frame 40 heavy	3,335 kg/3,355 kg	1,465 kg/1,445 kg	4/5*	4/5*
Mercedes-Benz Sprinter AL-KO Low frame	3,415 kg/3,435 kg	1,085 kg/1,065 kg	4/5*	4/5*

chic c-line | 4.9 LE L/4.9 LE L superior



AL-KO



Mercedes-Benz
AL-KO



Patented⁽¹⁾:
Luxury washroom door with 3 way function;
Pull-out comfort access steps



chic c-line | 5.0 QB/I 5.0 QB superior



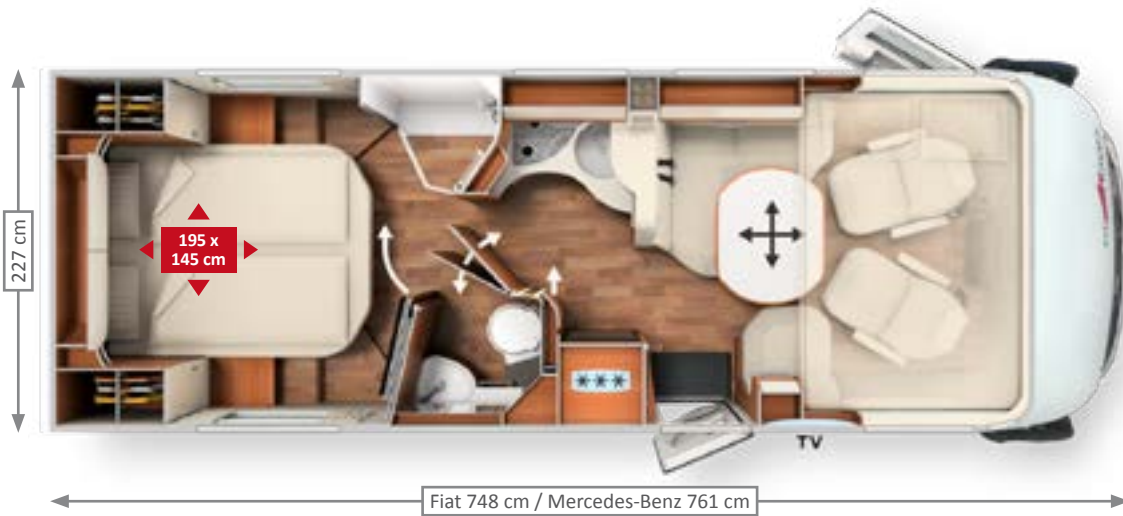
AL-KO



Mercedes-Benz
AL-KO



Patented⁽¹⁾:
Luxury washroom door with 3 way function;
Pedelec garage;
Pull-out TV wall and room divider



chic c-line | 5.0 QB L/5.0 QB L superior



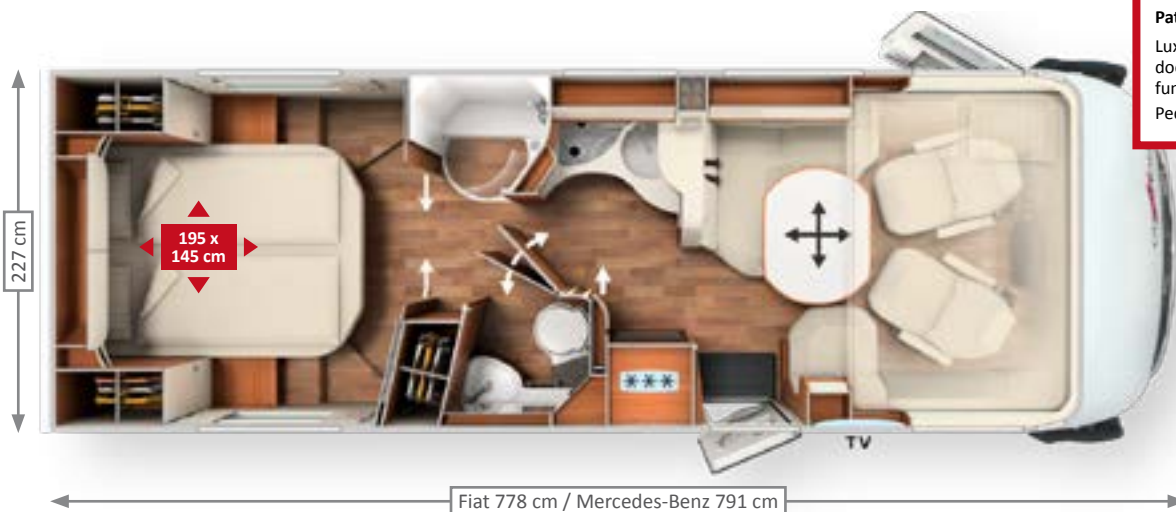
AL-KO



Mercedes-Benz
AL-KO




Patented⁽¹⁾:
Luxury washroom door with 3 way function;
Pedelec garage



MODEL HIGHLIGHTS

- + L-shaped lounge seating area with wide side seat bench and rectangular living area table with chrome piping
- + Pull-out shoe cabinet with holding system for up to four pairs of shoes integrated in plinth of seat bench
- + Raised kitchen worktop with designer bar cabinet as visual room divider and additional work surface
- + Large luxury corner kitchen with curved worktop, slide-out storage cabinet integrated in round washroom wall
- + Luxury washroom with separate shower
- + Changing room separable via luxury washroom door with 3-way function thanks to washroom double door and solid wooden sliding doors, wardrobe integrated in changing room
- + Large lengthways single beds with pull-out comfort access steps, additional wardrobes beneath the beds with outstanding interior height thanks to lowering into the double floor
- + Designer shelves in sleeping area, TV cabinet with special TV pull-out system (optional)
- + Exclusive lighting concept in LED light technology with dimming function, main light with numerous spotlights and indirect ambient light, separately controllable




Chassis	Weight ready to drive	Payload up to	Seats with three-point seat belt	Berths
Fiat Ducato AL-KO Low frame 40 heavy	3,435 kg/3,455 kg	1,365 kg/1,345 kg	4/5*	4/5*
Mercedes-Benz Sprinter AL-KO Low frame	3,515 kg/3,535 kg	985 kg/1,965 kg	4/5*	4/5*

- + L-shaped lounge seating area with wide side seat bench and rectangular living area table with chrome piping
- + Pull-out shoe cabinet with holding system for up to four pairs of shoes integrated in plinth of seat bench
- + Raised kitchen worktop with designer bar cabinet as visual room divider and additional work surface
- + Large luxury corner kitchen with curved worktop, slide-out storage cabinet integrated in round washroom wall
- + Luxury washroom with separate shower
- + Changing room separable via luxury washroom door with 3-way function thanks to washroom double door and pull out TV wall and room divider
- + Large queen-size bed with convenient access, comfortable sleeping width up to the foot area, two wardrobes at side of bed, two large drawers at front of bed
- + Exclusive lighting concept in LED light technology with dimming function, main light with numerous spotlights and indirect ambient light, separately controllable



Chassis	Weight ready to drive	Payload up to	Seats with three-point seat belt	Berths
Fiat Ducato AL-KO Low frame 40 heavy	3,335 kg/3,355 kg	1,465 kg/1,445 kg	4/5*	4/5*
Mercedes-Benz Sprinter AL-KO Low frame	3,415 kg/3,435 kg	1,085 kg/1,065 kg	4/5*	4/5*

- + L-shaped lounge seating area with wide side seat bench and rectangular living area table with chrome piping
- + Pull-out shoe cabinet with holding system for up to four pairs of shoes integrated in plinth of seat bench
- + Raised kitchen worktop with designer bar cabinet as visual room divider and additional work surface
- + Large luxury corner kitchen with curved worktop, slide-out storage cabinet integrated in round washroom wall
- + Luxury washroom with separate shower
- + Changing room separable via luxury washroom door with 3-way function thanks to washroom double door and pull out TV wall and room divider
- + Floor-to-ceiling wardrobe
- + Large queen-size bed with convenient access, comfortable sleeping width up to foot area, two wardrobes at side of bed, two large drawers at front of bed
- + Exclusive lighting concept in LED light technology with dimming function, main light with numerous spotlights and indirect ambient light, separately controllable



Chassis	Weight ready to drive	Payload up to	Seats with three-point seat belt	Berths
Fiat Ducato AL-KO Low frame 40 heavy	3,405 kg/3,425 kg	1,395 kg/1,375 kg	4/5*	4/5*
Mercedes-Benz Sprinter AL-KO Low frame	3,485 kg/3,505 kg	1,015 kg/1,995 kg	4/5*	4/5*

chic c-line I 5.3 QB SL AL-KO



Patented⁽¹⁾:
 Luxury washroom door with 3 way function;
 Pedelec garage;
 Pull-out TV wall and room divider

chic c-line I 5.9 XL LE AL-KO DA Mercedes-Benz AL-KO DA



Patented⁽¹⁾:
 Pull-out comfort access steps

chic c-line I 6.2 XL QB AL-KO DA Mercedes-Benz AL-KO DA



Patented⁽¹⁾:
 Pedelec garage

MODEL HIGHLIGHTS

- + Open room concept with large living area, wide passage from seating area to driver's cabin, long version of side sofas opposite
- + Corner kitchen with work surface extended at side as far as the round washroom wall, slide-out storage cabinet integrated in round washroom wall
- + Luxury washroom with separate shower
- + Floor-to-ceiling wardrobe
- + Changing room separable via luxury washroom door with 3-way function thanks to washroom double door and pull out TV wall and room divider
- + Large queen-size bed with convenient access, comfortable sleeping width up to the foot area, additional wardrobes at side of bed, two large drawers at front of bed



The chic c-line I 5.3 QB SL model corresponds to model year 2021 to a considerable extent. More information about the I 5.3 QB SL layout can be found at www.carthago.com

Chassis	Weight ready to drive	Payload up to	Seats with three-point seat belt	Berths
Fiat Ducato AL-KO Low frame 40 heavy	3,385 kg	1,415 kg	4	4/5*

- + Large XL lounge seating area with long side sofa and rectangular living area table with chrome piping
- + Optional: Electric pull up TV system incl. 40" LED flat screen behind side sofa backrest
- + Pull-out shoe cabinet with holding system for up to four pairs of shoes integrated in plinth of seat bench
- + Raised kitchen worktop with designer bar cabinet as visual room divider and additional work surface
- + XL washroom with separate toilet room, open washing area and large spacious shower, changing room separable via two solid wooden sliding doors
- + Toilet room with towel warmer, additional legroom extension and side window
- + Large lengthways single beds with pull-out comfort access steps, wardrobes beneath the beds with outstanding interior height thanks to lowering into double floor
- + Designer shelves in sleeping area, TV cabinet with special TV pull-out system (optional)
- + Exclusive lighting concept in LED light technology with dimming function, main light with numerous spotlights and indirect ambient light, separately controllable



Chassis	Weight ready to drive	Payload up to	Seats with three-point seat belt	Berths
Fiat Ducato AL-KO Low frame 40 heavy DA	3,825 kg	1,675 kg	4/5*	4/5*
Mercedes-Benz Sprinter AL-KO Low frame DA	3,905 kg	1,595 kg	4/5*	4/5*

- + Large XL lounge seating area with long side sofa and rectangular living area table with chrome piping
- + Optional: Electric pull up TV system for 40" LED flat screen behind side sofa backrest
- + Pull-out shoe cabinet with holding system for up to four pairs of shoes integrated in plinth of seat bench
- + Raised kitchen worktop with designer bar cabinet as visual room divider and additional work surface
- + XL washroom with separate toilet room, open washing area and large spacious shower, changing room separable via two solid wooden sliding doors
- + Toilet room with towel warmer, legroom extension and side window
- + Large queen-size bed, comfortable sleeping width up to the foot area, two wardrobes at side of bed, two large drawers at front of bed
- + Exclusive lighting concept in LED light technology with dimming function, main light with numerous spotlights and indirect ambient light, separately controllable



Chassis	Weight ready to drive	Payload up to	Seats with three-point seat belt	Berths
Fiat Ducato AL-KO Low frame 40 heavy DA	3,845 kg	1,655 kg	4/5*	4/5*
Mercedes-Benz Sprinter AL-KO Low frame DA	3,925 kg	1,575 kg	4/5*	4/5*

chic c-line new generation 2022

Exterior



AL-KO EA/DA



Mercedes-Benz
AL-KO EA/DA

Standard white

Main cabin, vehicle front in white; **A-pillar, front, side and rear skirts and wheel arches** silver/platinum
(picture shows Mercedes-Benz Sprinter DA)



Option Silverline

Main cabin, vehicle front in silver; **A-pillar, front, side and rear skirts and wheel arches** in silver/platinum
(example picture shows Fiat Ducato)



Optional Extended exterior design with exterior design package (standard with chic c-line superior)
“Superior” designer radiator grille incl. horizontal chrome strips, “exclusive” designer front mask above windscreen with black panel, “Liner” engine hood design for visual windscreen extension and 16" alloy wheels (picture shows chic c-line 5.0 QB in white (left) and silverline (right))



Fiat Ducato front design



Mercedes-Benz front design



Front design with exterior design package (optional) /superior equipment line



Fiat Ducato rear design

*Right reserved to differences in the colour scheme or individual colour shades, differences in material characteristics and changes to the scope of delivery on the part of the manufacturer. This also applies to colour differences on basic vehicles, insofar as they are a result of changes made by the basic vehicle manufacturer.


Driver's cabin design

chic c-line | Fiat Ducato driver's cabin, standard version with drop-down bed and side storage cabinets, ivory part leather world of living



chic c-line | Mercedes-Benz Sprinter driver's cabin, Optional omission of drop down bed, replaced with all-round overhead storage cabinets and corner shelves in high gloss ivory with Sand leather 21 world of living





Usable height
up to 70 cm

Double floor with huge storage compartment

EASY ENTRY – convenient loading from the outside, easy removal from the inside



PASSENGERS SIDE

Gas bottle compartment



Scooter garage
up to
350 kg
load capacity

Scooter garage with considerable interior height thanks to deep lowering, access at both sides via two large doors at the driver and passenger sides



Load from the outside

Convenient loading of the double floor storage compartment via a large external hatch (at the passengers side)



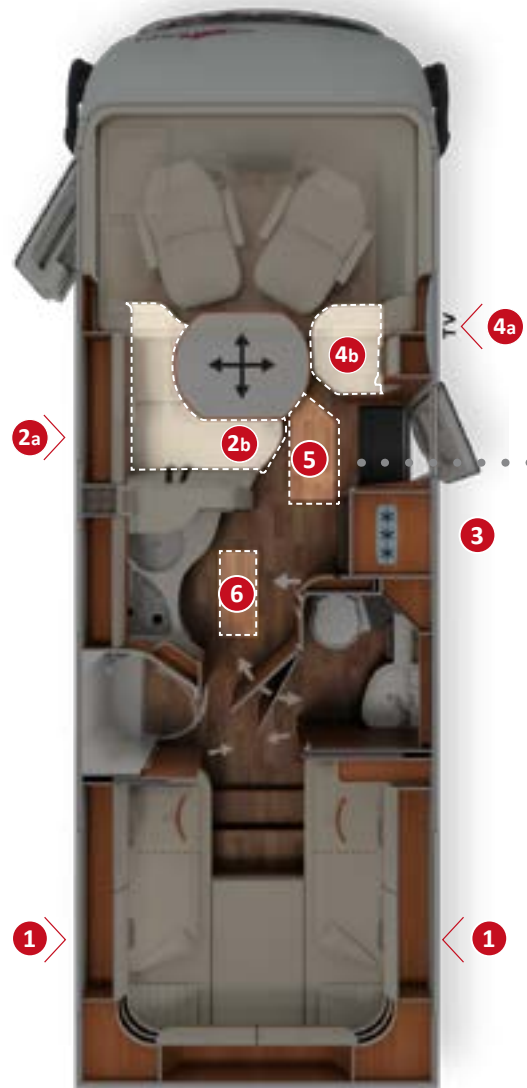
Unload from the inside

Easy removal of storage compartment contents from the inside via the swing-up seat bench cover of the L-shaped lounge seating area



Additional double floor storage compartments

Living area floor hatch with double floor storage box (42 cm usable depth) in heated double floor





Your added value

- + **Double floor** with huge, heated storage compartment, usable height up to 70 cm
- + **Exterior access** via several large hatches
- + Convenient **interior access** via the L-shaped lounge seating area seat bench cover and via the swivel-up side seat bench* and the large living area floor hatch
- + **Large, central through-loading space** (interior height 22 cm), with extra-low double floor storage compartment (usable height 46 cm), convenient loading through the habitation door via a large, self-supporting living area floor hatch
- + The entire double floor is heated with a **climate storage function** and underfloor heating effect



DRIVER'S SIDE



Large, additional double floor storage compartment with separate external hatch (at the drivers side)



Convenient loading of the double floor storage compartment via a large external hatch

Load from the outside



Huge living area floor hatch in the entrance area: easy to load from the outside when habitation door is open



Convenient removal of contents via swivel-up side seat bench

Unload from the inside

On-board technology

Electrical equipment, water supply, warm air storage heating technology



Warm air storage heating technology

Truma Combi 6



Optional: Alde warm water heating

(Standard with chic c-line XL)



Double floor

With climate storage function and underfloor heating effect



Capacity

170 l fresh water tank
140 l waste water tank
2 x 80 Ah gel battery



Additional heat radiation in driver's cabin area from heated dashboard surface, therefore less cold radiation from the windscreen into the driver's cabin/living area (using heat convectors with ALDE warm water heating).



Truma Combi 6 warm air storage heating system with numerous warm air outlets in the entire double floor, the living area, the rear garage, the driver's cabin and the cold-sensitive door entrances



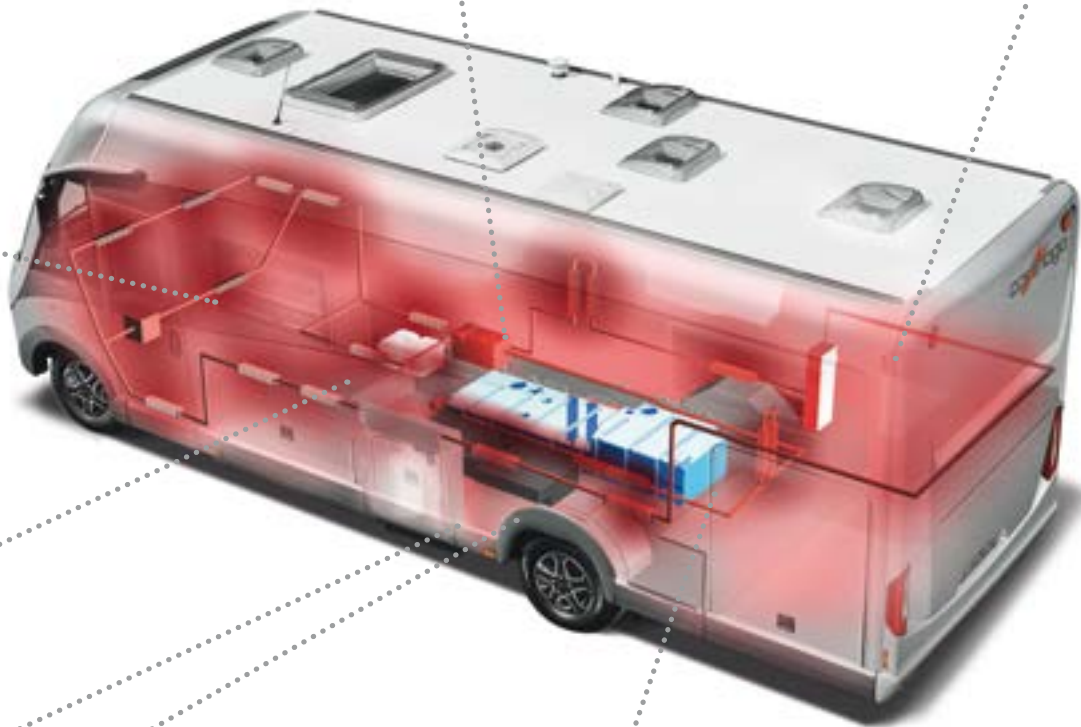
"Easy change" gas bottle compartment, extra-low for easy bottle changing, both bottles individually accessible




Heated battery centre with main power switch. Standard: Gel batteries 2 x 80 Ah, easily accessible, optional Lithium ion battery, 90 Ah including battery computer and separate touch display.



Easily accessible electrical centre in scooter garage



Water tanks protected from frost in heated double floor



Central water drain and water tanks in the frost-proof double floor; can also be operated from the outside through the main cabin door

“Coming Home” function



The remote control in the main key activates the central locking and exterior lighting at the same time

Bus mirror “best view”



With large main and wide-angle wing mirror

Aguti driver’s cabin pilot seat



With outstanding sitting comfort, two armrests, multiple adjustment

Garage access from both sides



Convenient access via two large doors at the driver and passenger sides

Exterior hatches and doors



With interior hinges – integrated flat in the main body

XL habitation door “premium two 2.0”



With wider passage size of 63 cm, safety double locking, extra-wide door window, pleated blackout blind and integrated insect screen roller blind

Carthago full LED front headlights



Dipped beam and main beam with daytime driving lights with LED fibre optics for perfect illumination and excellent visibility

Stylish GRP bus rear



With separate rear bumper, LED backlighting with modern dynamic indicators

Exclusive lighting concept in LED lighting technology



With dimming function, main light with numerous spotlights and indirect ambient lighting with separate control

360° luxury living area table



Can be moved in two directions and rotated by 360° using the foot pedal for optimal integration of all seats

Ergonomically shaped seat upholstery



With multi-layer premium foam core and stylish front panel

Carawinx sleeping system



Medically recommended, point elastic point elastic under springing system and 7-zone quality cold foam mattress



AL-KO EA/DA



Mercedes-Benz

AL-KO EA/DA

chic e-Line

The jewel in the crown of the Carthago Liner class:

more comfort, more self-sufficiency, more independence

The chic e-line impresses with pure elegance, both exterior and interior, thanks to its unique “emotional” furniture design and tremendous living area height of 211 cm. The self-sufficiency champion is more exclusive and comfortable than ever.

Available on the Fiat Ducato/Mercedes-Benz Sprinter: AL-KO single and twin axle.



Weight class

- + Comfort-oriented floor plans with permissible gross weight of up to 4.8 t (Fiat Ducato)/4.5 t (Mercedes-Benz Sprinter) or 5.5 t (Fiat Ducato DA, Mercedes-Benz Sprinter DA)



AL-KO EA/DA



Mercedes-Benz
AL-KO EA/DA

Chassis

- + Fiat Ducato 40 heavy/Mercedes-Benz Sprinter 414 CDI*, AL-KO low frame special Carthago chassis with 198 cm wide rear axle wheelbase. Fiat Ducato safety package as standard: Airbag, ABS, ESP, ASR, electronic immobiliser, hill holder, Traction Plus, towing stability control, collision braking system, automatic stop / start, cruise control, side wind assistant (single axle) / standard Mercedes-Benz Sprinter safety package: Airbag, side wind assistant (single axle), hill descent control, hill holder, ABS, ASR, EBV, ESP
- + Carthago driver's cabin visibility concept
- + Carthago full LED headlights (dipped beam and main beam) including LED daytime driving lights
- + Electric pleated windscreen blind with individually programmable privacy and sun visor function



Living comfort

- + “Emotional” exclusive furniture design, choice of two worlds of style, two-level room concept with extra-high 211 cm living area
- + Large round seating area with luxury living area table, wide side seat bench and swivel-out shoe cabinet
- + Corner kitchen with pull-out kitchen work surface and worktop extension, electric central locking for the entire kitchen area including the pull-out work surface, bar and shoe cabinet and automatic locking while driving
- + Comfort luxury washroom, separable changing room, solid wooden sliding door



Storage space

- + Double floor with huge, heated storage compartment, usable height up to 70 cm



- + Exterior access via several large hatches, convenient access from the inside via the seat bench cover of the round seating area, the swing-up side seat bench and the large living area floor hatch
- + Large, central through-loading space (interior height 22 cm), with extra-low double floor storage compartment (usable height 46 cm), convenient loading through habitation door via a large, self-supporting living area floor hatch
- + Scooter garage with interior height of up to 132 cm*, load capacity up to 450 kg



Self-sufficiency / equipment

- + 235 l fresh water, 185 l waste water tank
- + 2 x 80 Ah gel battery (extendible to 3 x 80 Ah)



Air conditioning/heating

- + Alde warm water heating
- + Double floor with underfloor heating effect
- + Carthago driver's cabin thermal concept

Many chic e-line models also available on Mercedes-Benz Sprinter with AL-KO low frame chassis – see model overview and price list!

**IVECO
DAILY**

5.6 t/6.7 t

chic s-plus

The jewel in the crown of the Carthago Liner class:

on the Iveco Daily 5.6 t / 6.7 t with high-traction rear-wheel drive / dual wheels

It is visually and technically identical to the chic e-line, and cannot deny its Liner genes.

Thanks to its robust Iveco Daily base vehicle with high-traction rear-wheel drive, rear axle with dual wheels, trailer load of up to 3.5 t and the abundant amount of total payload reserves, the chic s-plus fulfils special requirements.

The intentional use of the original Iveco Daily driver's cabin platform also provides a decisive amount of additional safety with the optional driver assistance package.



Weight class

- + Comfort-oriented floor plans with permissible gross vehicle weight of up to 5.8 t or 6.7 t



Chassis

- + Iveco Daily, ladder frame chassis with high-traction rear-wheel drive and dual wheels
- + Large payload reserves, high towing loads of up to 3.5 t
- + Optional 8 gear ZF automatic transmission
- + Iveco Daily safety package as standard: ESR, ASR, ABS, electronic immobiliser, hillholder
- + Carthago driver's cabin visibility concept
- + Carthago full LED headlights (dipped beam and main beam) including LED daytime driving lights
- + Electric pleated windscreen blind with individually programmable privacy and sun visor function
- + "Safetylux" XL habitation door with extra-strong and stable door, wider passage dimensions of 63 cm and large door window



Living comfort

- + "Emotional" exclusive furniture design, choice of two worlds of style, two-level room concept with extra-high 211 cm living area
- + Large round seating area with luxury living area table, wide side seat bench
- + Corner kitchen with pull-out kitchen work surface with worktop extension, electric central locking for the entire kitchen area including pull-out work surface, bar and shoe cabinet, and automatic locking while driving
- + Comfort luxury washroom, separable changing room, solid wooden sliding door



Storage space

- + Double floor with huge, heated storage compartment, usable height up to 78 cm
- + Exterior access via several large hatches, convenient access from the inside via the seat bench cover of the round seating area and the swing-up sitting / lounge sofa
- + Large, central through-loading space (interior height 20 cm) with double floor storage compartment (usable height 20 cm), conveniently loadable via large, self-supporting living area floor hatch
- + Scooter garage with interior height of up to 145 cm*, load capacity up to 450 kg



Self-sufficiency / equipment

- + 235 l fresh water, 200 l waste water tank, option: ceramic fixed tank toilet
- + 2 x 80 Ah gel battery (extendible to 4 x 80 Ah)



Air conditioning/heating

- + Alde warm water heating
- + Double floor with underfloor heating effect
- + Carthago driver's cabin thermal concept

chic e-Line XL

with twin axle



AL-KO DA



Mercedes-Benz

AL-KO DA



The XL jewel in the crown of the Carthago Liner Class with maximum payload reserves

XL highlights

- + Fiat Ducato 40 heavy DA or Mercedes-Benz Sprinter 414 CDI DA, AL-KO low frame special Carthago chassis with 198 cm wide wheelbase rear axle and permissible gross weight of up to 5.5 t (chic e-line XL)
- + Iveco Daily, ladder frame chassis with high-traction rear-wheel drive and dual wheels with permissible gross weight of up to 6.7 t (chic s-plus XL)
- + Large XL round seating area with long, pull-out side sofa, including access to storage compartment beneath
- + XL washroom with separate toilet room, open washing area and spacious round shower, room partitioning from living and sleeping areas via two solid wooden sliding doors, creating an XL washroom and changing area



chic s-plus XL

IVECO
DAILY

6.7 t



chic e-line/s-plus



XL lounge seating area with long, pull-out side sofa



XL washroom with separate toilet room



Particularly comfortable for tall travellers: the additional legroom extension in the toilet room

linea moderna world of style as standard

Leather Macchiato Performance 21 world of living (picture shows I 61 XL LE)





Optional linea nobile world of style

Sand Supreme part leather world of living (picture shows I 50 LE)





Living area features

- + Exclusive “emotional” furniture design, two-level room concept with extra-high living area of 211 cm
- + Luxury living room table with real wood round profile and chrome piping
- + Living area seat upholstery with comfortable ergonomics and side leather panels with Carthago C branding
- + Overhead cabinet design with open shelving and Carthago C-branding above round seating area
- + Pull-out shoe cabinet with holding system for up to four pairs of shoes integrated in plinth of seat bench
- + Biggest drop-down bed in its class above driver’s cab, 195 x 160 cm*. Optional: “Sky Dream Comfort” with two large panoramic skylights, suspended roof liner and all-round overhead storage cabinets above driver’s cab
- + Easy storage compartment access without removing the upholstery via the seat bench cover of the round seating area with patented fitting and swing-up side seat bench



Large round seating area

- + With wide side seat bench, optional: 5th belted seat
- + “Quick up” TV pull-out system for 32" LED flat screen behind side seat bench backrest

Models I 50 LE, I 51 LE, I 51 QB, I 52 QB



TV pull-out system for 32" LED flat screen behind side seat bench backrest



Spacious XL round seating area

- + With long side sofa incl. pull-out sitting / sleeping area and storage compartment access
- + Optional: 5th belted seat
- + “Quick up” TV pull-out system for 40" LED flat screen behind side seat bench backrest, electrically operated (optional)
- + Optional: Pull-out living area table

Models I 61 LE XL, I 64 QB XL



TV pull-out system for 40" LED flat screen behind side seat bench backrest



Large round seating area with wide side seat bench and luxury living area table (except XL models)



Elegant and practical: swivel-out shoe cabinet for up to four pairs of shoes integrated in the seat bench plinth, with central locking via switch in kitchen area



Perfect design, highest levels of comfort and space, also for cosy evenings with guests: chic e-line l 64 XL QB in linea nobile world of style and Leather Sand Performance 21 world of living



Optional "Sky Dream Comfort": all-round overhead storage cabinets above the round seating area and driver's cabin instead of drop-down bed with two large panorama skylights in the suspended designer roof liner with integrated indirect ambient lighting (linea chiara world of style, Leather Macchiato 21 world of living)

Kitchen highlights


- + Corner kitchen with pull-out kitchen work surface as work-top extension, easily accessible storage space reserves, bottle holder and two waste bins
- + Kitchen work surface in vertical waveform for visual separation of the living area
- + Designer bar cupboard with glass set and interior lighting
- + Coffee machine lift, can be pulled downwards out of overhead storage cabinet (optional)
- + Sink cover can be used as additional work surface/chopping board
- + Electric central locking for the entire kitchen area including pull-out work surface, bar cabinet and shoe cabinet; Automatic locking during travel
- + "Profi Gourmet" 3-ring hob with divided glass cover, robust cast iron trivet and easy-clean glass base
- + 153 l fridge with door that opens at both sides and separate freezer compartment
- + Designer mixer tap in metal with pull-out spray head



Corner kitchen

- + Large work surface
- + Floor-to-ceiling slide-out storage cabinet

Model I 51 LE



Comfort corner kitchen

- + Elegantly curved work surface, extended into the round washroom wall at the side
- + Slide-out storage cabinet integrated in round washroom wall

Models I 50 LE, I 51 QB, I 52 QB, I 61 XL LE, I 64 XL QB



153 l fridge with door that opens at both sides and separate freezer compartment



Slide-out storage cabinet in round washroom wall integrated in linea nobile world of style (except I 51 LE)



Pull-out kitchen work surface with worktop extension, central locking, waste bins and bottle holders



Designer corner kitchen in linea chiara world of style, with "Profi Gourmet" 3-ring hob, six large drawers and additional pull-out with integrated waste bins



Optional coffee machine lift which can be pulled out downwards, including cup set and capsule holder



Exclusive designer bar cabinet for six glasses with central locking

Comfort washroom with changing room

Comfort washroom, model I 51 LE

- + Solid washroom door with interior hinges, metal handle and door lock
- + Single level washroom floor
- + Large mirror cabinet with shelving
- + Wash stand base unit with ample amount of storage space and numerous shelves
- + Separable shower
- + Shower insert with real wood teak inlay, removable for showering
- + Shower head on chrome rail with adjustable height
- + Mini-Heki skylight
- + Floor-to-ceiling wardrobe

Changing room with comfort washroom, model I 51 LE with lengthways single beds

A changing room which can be separated from the living and sleeping areas can be created in just three steps.



1 Solid wooden sliding door for separation from sleeping area, 2 swivelling washroom door for separation from living area

2 Closed washroom door for partitioning off the living area

Solid wooden sliding doors to sleeping area create a fully separated changing area, with access to the integrated wardrobe



Spacious changing room thanks to swivelling washroom door, and solid wooden sliding doors


Comfort luxury washroom with changing room

Comfort luxury washroom, models I 50 LE, I 51 QB, I 52 QB

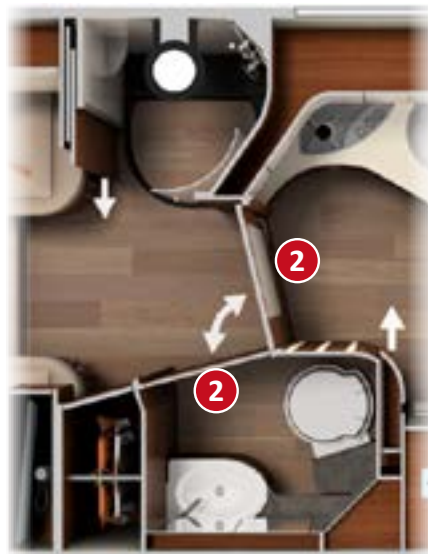
- + Solid luxury washroom door with interior hinges, metal handle and door lock
- + Single level washroom floor
- + Large washroom/toilet room
- + Large mirror cabinet with shelving
- + Wash stand base unit with ample amount of storage space and numerous shelves
- + Spa rain shower with roof light above incl. blackout blind, headroom beneath rain shower 198 cm
- + Shower room design with dark granite look, indirectly illuminated corner pillar and shower walls with marble design, including clothes hooks
- + Waterproof shower inlay, removable for cleaning
- + Floor-to-ceiling wardrobe (except I 51 QB)

Changing room with comfort luxury washroom, model I 50 LE with lengthways single beds

A changing room which can be separated from the living and sleeping areas can be created in just two steps.



1 Solid wooden sliding door for partitioning from the sleeping area, 2 luxury washroom door with 3-way function thanks to washroom double door for separating the living area and toilet room from the changing room



2 Luxury washroom door with 3-way function creates partitioning from living area and toilet room




Separate changing room with plenty of room to manoeuvre integrated wardrobe and optional closed toilet room and partitioning from living area

Changing room with comfort luxury washroom, model I 51 QB with queen-size bed

A changing room which can be separated from the living and sleeping areas can be created in just four steps.



1 Pull-out TV wall and room divider for partitioning off the sleeping area. 2 Luxury washroom door with 3-way function thanks to washroom double door for partitioning off the changing room from the living area and the toilet room



1 TV wall in central position for relaxed viewing, 2 luxury washroom door with 3-way function creates partitioning from living area and toilet room



Separate changing room with plenty of room to manoeuvre, room partitioning from sleeping area also for sleeping configuration thanks to swivelling door and pull-out sliding door

XL washroom with changing room

XL washroom models I 61 XL LE, I 64 XL QB

- + XL washroom with separate toilet room, open washing area and spacious round shower
- + Spacious mirror and wash stand base unit
- + Separate toilet room with towel warmer, legroom extension, side window and Mini-Heki skylight
- + XL round shower with waterproof shower insert in same design as living area floor (removable for cleaning), Mini-Heki skylight
- + Shower room design in dark granite look, indirectly illuminated corner pillar and shower walls in marble design, including clothes hooks
- + Floor-to-ceiling wardrobe
- + Wooden sliding door including full length mirror
- + Additional warm water underfloor heating: Additional heating coils in double floor area of washroom

XL washroom / changing room, model I 61 XL LE

The XL models have an extremely spacious XL washroom with integrated, floor-to-ceiling wardrobe which also functions as a changing room at the same time.



❶ Solid wooden sliding doors with room partitioning from sleeping area and ❷ solid wooden door for partitioning from toilet room. ❸ Additional solid wooden sliding door for partitioning from living area

❸ Room partitioning from living area and toilet room thanks to solid wooden sliding doors and ❷ solid wooden door

Spacious XL washroom and changing room with a plenty of room to manoeuvre, full room partitioning and integrated wardrobe





Open washing area with designer washbasin and XL round shower with shower tray and corner shower pillar with dark granite look, shower walls with marble design, including clothes hooks



Separate toilet room with practical towel warmer and side window



Luxurious spa rain shower



Particularly comfortable for tall travellers: the additional legroom extension in the toilet room

Sleeping area highlights

- + Sleeping area headliner integrated in the furniture design in high-gloss ivory with indirect ambient lighting and four LED spotlights.
- + Rear wall design with leather-coated panel and large mirror
- + Carawinx sleeping system – medically recommended, point-elastic under springing system
- + High quality 7-zone quality cold foam mattress with breathable climate quilting
- + Floor-to-ceiling wardrobe (depending on model)



Models I 50 LE, I 51 LE, I 61 XL LE

Lengthways single beds

- + Adjustable head section
- + Sleeping area extension between the beds using additional mattress, access via pull-out comfort access steps (extra-low access without steps in I 51 LE)
- + Wardrobes beneath the lengthways single beds, conveniently accessible from the front and above thanks to the lift function – extra-high interior thanks to lowering into double floor (not I 51 LE)
- + Standard TV cabinet, optional extra-long TV pull-out system



Easy access to wardrobes from the front and above thanks to the lift function



Models I 51 QB, I 52 QB, I 64 XL QB

Queen-size bed in 200 cm king-sized format with self-supporting head sections

- + Two wardrobes at each side of the queen-size bed
- + Two large drawers at the front of the queen-size bed
- + Unique: pull-out TV wall and room divider for partitioning off the washroom area with TV holder, TV enjoyment in two positions possible (I 64 XL QB: bathroom separable via solid wooden sliding doors)



Two drawers at the front of the queen-size bed



The design of the all-round overhead storage cabinets and the corner shelves fits perfectly into the bright and modern design of the sleeping area, and also provides lots of storage space



Standard TV cabinet for lengthways single bed models, optional: Extra-long TV pull-out system, extendible as far as the centre aisle



Large lengthways single beds with comfort pull-out access steps (I 50 LE, I 61 XL LE)



Large queen-size bed in king-size format (I 51 QB, I 52 QB, I 64 XL QB)



1 Driving position, 2 centre TV position, 3 sleeping position with complete room partitioning. TV wall and room divider with pull-out sliding door and swivelling door for complete room partitioning of sleeping area and changing room (I 51 QB and I 52 QB)

chic e-line/s-plus

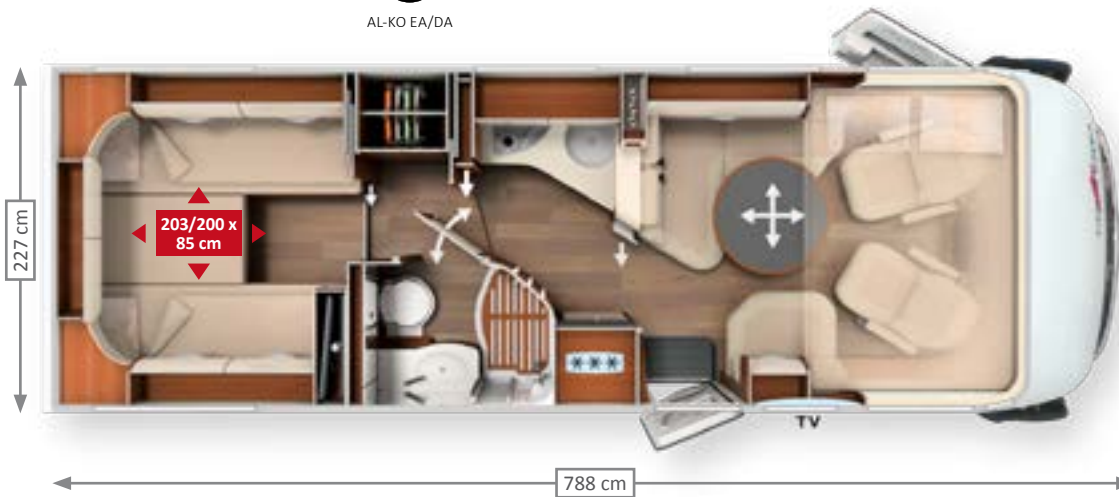
Models

chic e-line I 50 LE   | chic s-plus I 50 LE 
 AL-KO EA/DA AL-KO EA/DA 5.6 t/6.7 t





Patented⁽¹⁾:
 Luxury washroom door with 3 way function;
 Pull-out comfort access steps
Registered for patent approval⁽¹⁾:
 Electric pleated windscreen blind

chic e-line I 51 LE 
 AL-KO EA/DA



Patented⁽¹⁾:
 Luxury washroom door with 3 way function
Registered for patent approval⁽¹⁾:
 Electric pleated windscreen blind


chic e-line I 51 QB  
 AL-KO EA/DA AL-KO EA/DA



Patented⁽¹⁾:
 Luxury washroom door with 3 way function;
 Pedelec scooter garage
Registered for patent approval⁽¹⁾:
 Pull-out TV wall and room divider;
 Electric pleated windscreen blind


MODEL HIGHLIGHTS

- + Large front round seating area with luxury living area table and wide side seat bench
- + Large comfort corner kitchen with curved work surface
- + Slide-out storage cabinet integrated in round washroom wall
- + Changing room separable via luxury washroom door with 3-way function thanks to washroom double door and solid wooden sliding doors
- + Floor-to-ceiling wardrobe integrated in the changing room
- + Large lengthways single beds with pull-out comfort access steps
- + Wardrobes beneath the beds, additional interior height due to lowering into the double-floor
- + TV cabinet in sleeping area, optionally with extra-long TV pull-out system for 24" LED flat screen
- + Mercedes-Benz SA: Omission of drop-down bed, replaced with all-round overhead storage cabinets




Chassis	Weight ready to drive	Payload up to	Seats with three-point seat belt	Berths
Fiat Ducato AL-KO Low frame 40 heavy SA/DA	3,725 kg/3,875 kg	1,075 kg/1,625 kg	4/5*	4/5*
Mercedes-Benz AL-KO Low frame SA/DA	3,805 kg/3,955 kg	695 kg/1,545 kg	3 (SA), 4/5* (DA)	2/3* (SA), 4/5* (DA)
Iveco Daily 5.6 t	4,045 kg	2,365 kg	4/5*	4/5*

- + Large front round seating area with luxury living area table and wide side seat bench
- + Corner kitchen with large work surface
- + Floor-to-ceiling slide-out storage cabinet
- + Changing room separable via solid wooden sliding doors and swivelling washroom door
- + Floor-to-ceiling, spacious wardrobe with two doors integrated in the changing room
- + Large lengthways single beds with extra low access
- + TV cabinet in sleeping area, optionally with extra-long TV pull-out system for 24" LED flat screen



Chassis	Weight ready to drive	Payload up to	Seats with three-point seat belt	Berths
Fiat Ducato AL-KO Low frame heavy SA/DA	3,725 kg/3,875 kg	1,075 kg/1,625 kg	4/5*	4/5*

- + Large front round seating area with luxury living area table and wide side seat bench
- + Large comfort corner kitchen with curved work surface
- + Slide-out storage cabinet integrated in round washroom wall
- + Changing room separable via luxury washroom door with 3-way function thanks to washroom double door and pull-out TV wall and room divider
- + Extra-large queen-size bed in 200 cm king-size format, comfortable sleeping width as far as the foot area
- + Two wardrobes at each side of the queen-size bed
- + Two large drawers at the front of the queen-size bed



Chassis	Weight ready to drive	Payload up to	Seats with three-point seat belt	Berths
Fiat Ducato AL-KO Low frame 40 heavy SA/DA	3,745 kg/3,895 kg	1,055 kg/1,605 kg	4/5*	4/5*
Mercedes-Benz Sprinter AL-KO Low frame SA/DA	3,825 kg/3,975 kg	675 kg/1,525 kg	3 (SA), 4/5* (DA)	2/3* (SA), 4/5* (DA)

chic s-plus I 52 QB IVECO DAILY

5.6t/6.7t



- Patented⁽¹⁾:**
Luxury washroom door with 3 way function
- Registered for patent approval⁽¹⁾:**
Pull-out TV wall and room divider
Electric pleated windscreen blind

chic e-line I 61 XL LE



chic s-plus I 61 XL LE IVECO DAILY

6.7 t



- Patented⁽¹⁾:**
Pull-out comfort access steps
- Registered for patent approval⁽¹⁾:**
Electric pleated windscreen blind

chic e-line I 64 XL QB



chic s-plus I 64 XL QB IVECO DAILY


6.7 t



- Patented⁽¹⁾:**
Pedelec scooter garage
- Registered for patent approval⁽¹⁾:**
Electric pleated windscreen blind


MODEL HIGHLIGHTS

- + Large front round seating area with luxury living area table and wide side seat bench
- + Large comfort corner kitchen with curved work surface
- + Slide-out storage cabinet integrated in round washroom wall
- + Changing room separable via luxury washroom door with 3-way function thanks to washroom double door and pull-out TV wall and room divider
- + Floor-to-ceiling wardrobe integrated in the changing room
- + Extra-large queen-size bed in 200 cm king-size format, comfortable sleeping width as far as the foot area
- + Two wardrobes at each side of the queen-size bed
- + Two large drawers at the front of the bed




Chassis	Weight ready to drive	Payload up to	Seats with three-point seat belt	Berths
Iveco Daily 5.6 t	4,115 kg	2,295 kg	4/5*	4/5*

- + Large XL round seating area with long side sofa
- + Large comfort corner kitchen with curved work surface
- + Slide-out storage cabinet integrated in round washroom wall
- + XL washroom, open washing area, spacious round shower, separate toilet room with side window, towel warmer and legroom extension, floor-to-ceiling wardrobe
- + Changing room separable via solid wooden sliding doors and solid wooden door
- + Large lengthways single beds with pull-out comfort access steps
- + Additional wardrobes beneath the lengthways single beds, with additional interior height due to lowering into the double floor
- + TV cabinet in sleeping area, optionally with extra-long TV pull-out system for 24" LED flat screen



Chassis	Weight ready to drive	Payload up to	Seats with three-point seat belt	Berths
Fiat Ducato AL-KO Low frame 40 heavy DA	4,135 kg	1,365 kg	4/5*	4/5*
Mercedes-Benz Sprinter AL-KO Low frame 40 heavy DA	4,215 kg	1,285 kg	4/5*	4/5*
Iveco Daily 6.7 t	4,505 kg	2,195 kg	4/5*	4/5*

- + Large XL round seating area with long side sofa, optional: TV pull-out system for 40" LED flat screen behind backrest, electrically operated
- + Large comfort corner kitchen with curved work surface
- + Slide-out storage cabinet integrated in round washroom wall
- + XL washroom, open washing area, spacious round shower, separate toilet room with side window, towel warmer and legroom extension, floor-to-ceiling wardrobe
- + Changing room separable via solid wooden sliding doors and solid wooden door
- + Extra-large queen-size bed in 200 cm king-size format, comfortable sleeping width as far as the foot area
- + Two wardrobes at each side of the queen-size bed
- + Two large drawers at the front of the bed



Chassis	Weight ready to drive	Payload up to	Seats with three-point seat belt	Berths
Fiat Ducato AL-KO Low frame 40 heavy DA	4,155 kg	1,345 kg	4/5*	4/5*
Mercedes-Benz Sprinter AL-KO Low frame 40 heavy DA	4,235 kg	1,265 kg	4/5*	4/5*
Iveco Daily 6.7 t	4,545 kg	2,155 kg	4/5*	4/5*

chic e-line/s-plus

Exterior



AL-KO EA/DA



Mercedes-Benz

AL-KO EA/DA

IVECO
DAILY

5.6 t/6.7 t

Standard white

Main cabin, vehicle front in white; A-pillar, front, side and rear skirts and wheel arches silver/platinum

Option Silverline

Main cabin, vehicle front in silver; A-pillar, front, side and rear skirts and wheel arches silver/platinum

chic e-line on Fiat Ducato



chic e-line on Mercedes-Benz Sprinter



chic s-plus on Iveco Daily (5.6 t/6.7 t)



Fiat Ducato front design (chic e-line)



Mercedes-Benz Sprinter front design (chic e-line)



Iveco Daily front design (chic s-plus)

*Right reserved to differences in the colour scheme or individual colour shades, differences in material characteristics and changes to the scope of delivery on the part of the manufacturer. This also applies to colour differences on basic vehicles, insofar as they are a result of changes made by the basic vehicle manufacturer.

Driver's cabin design

chic e-line, Fiat Ducato driver's cabin, option of omitting drop-down bed, replaced with all-round overhead storage cabinets with Leather Sand Performance 21 world of living



chic e-line, Mercedes-Benz Sprinter driver's cabin, standard version with drop-down bed and side storage cabinets*, with Leather Sand Performance 21 world of living




chic s-plus, Iveco Daily driver's cabin, standard version with drop-down bed and side storage cabinets, with Leather Ivory 21 world of living



chic e-line/s-plus

Double floor with huge storage compartment

EASY ENTRY – convenient loading from the outside, easy removal from the inside



Usable height up to 78 cm



PASSENGERS SIDE

Gas bottle compartment



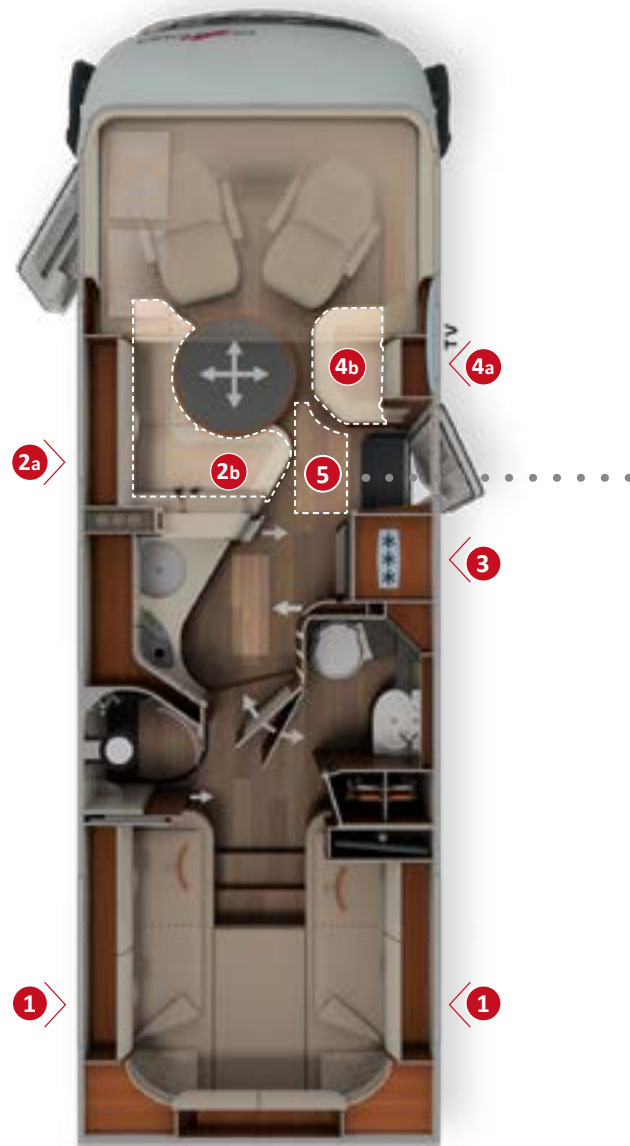
Scooter garage with additional interior height thanks to deep lowering, access from both sides via large doors at driver and passenger side



Convenient loading of the double floor storage compartment via a large external hatch (at the passengers side)



Easy removal of storage compartment contents from the inside via the lift-up seat bench cover of the round seating area





Your added value

- + **Double floor** with huge, heated storage compartment, usable height up to 70 cm (chic e-line) or up to 78 cm (chic s-plus)
- + **Exterior access** via several large hatches
- + Convenient **interior access** via the seat bench cover of the round seating area, the swing-up side seat bench and the large living area floor hatch
- + **Large, central through-loading space** (interior height up to 22 cm chic e-line/20 cm chic s-plus) with extra-low double floor storage compartment (usable height up to 46 cm chic e-line/20 cm chic s-plus), also conveniently loadable through the habitation door via the large, self-supporting living area floor hatch
- + The entire double floor is heated with a **climate storage function** and underfloor heating effect



DRIVERS SIDE



Large, additional double floor storage compartment with separate external hatch (at the drivers side)



Convenient loading of the double floor storage compartment via a large external hatch

Load from the outside



Huge living area floor hatch in the entrance area: easy to load from the outside when habitation door is open





Convenient removal of contents via swing-up side seat bench

Unload from the inside


On-board equipment

Electrical equipment, water supply, warm air storage heating equipment







Alde warm water heating



Double floor
with climate storage function and underfloor heating effect



Capacity
235 l fresh water tank
185 l/200 l waste water tank
2 x 80 Ah gel battery
(can be increased to 3 x 80 Ah)
Optional: ceramic fixed tank toilet



Aluminium wall heating effect on the insides of the walls: heat storage and wall heating at the same time with 1000-times better heat conduction than conventional wooden interior walls



ALDE warm water central heating with numerous convectors throughout the climate storage double floor, the living area, in the scooter garage, the driver's cabin and in the cold-sensitive door entrances. Heat booster beneath the driver's seat

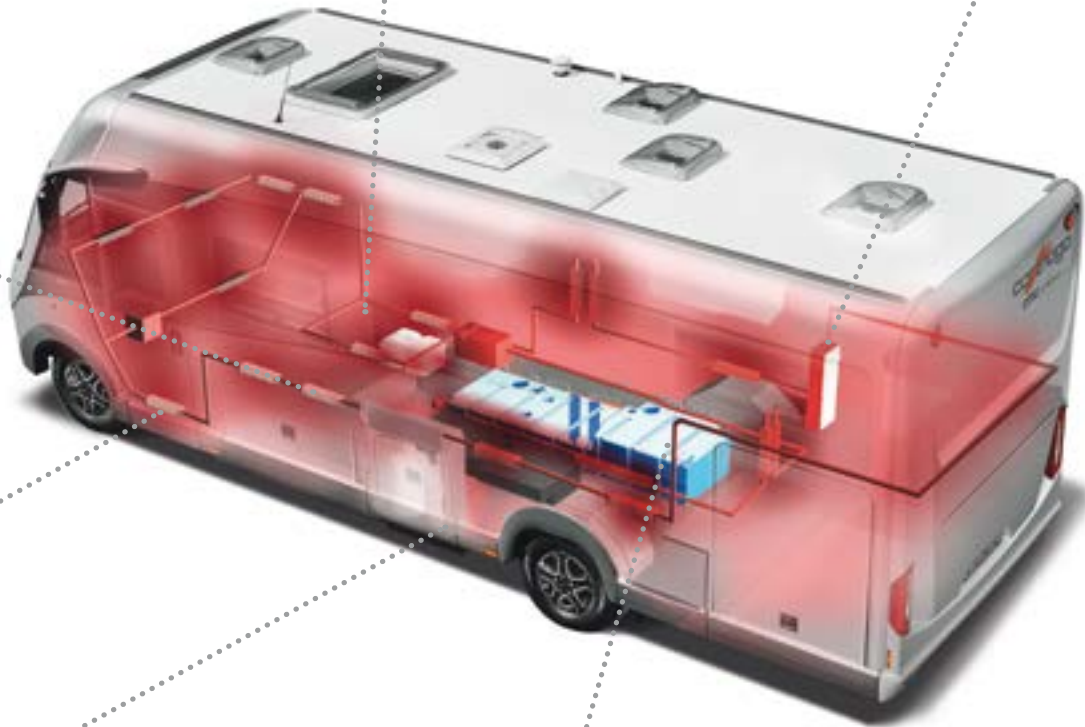


Battery centre as standard:

Gel batteries 2 x 80 Ah in heated double floor and main power switch
Fiat EA: battery centre lowered into climate storage double floor storage compartment at passenger side, optional 90 Ah lithium-ion battery including battery computer and separate touch display



Easily accessible electrical centre in scooter garage



Extra-low **"easy change" gas bottle compartment**, one-handed hatch operation, convenient replacement of individually accessible gas bottles



Central water drain in the double floor – can also be operated from the outside through the habitation door

“Coming Home” function



The remote control in the main key activates the central locking and the LED exterior lighting simultaneously

“Best view” bus mirror



With large main mirror and wide-angle mirror

Coach-style windscreen wipers wiping in opposing directions



With extended wiping area and field of view (chic s-plus)

Passengers Cab Door



With safety double locking system, electric window and low door entrance

Carthago full LED front headlights



With dipped and main beam and daytime driving lights with LED fibre optics – fatigue-free driving even at dusk and during the night due to optimum road surface illumination

Carthago rear lights with Carthago “C” branding



With LED dynamic indicators at rear

XL habitation door "Safetyluxe"



With extra-strong and stable door, wider passage size of 63 cm, large door window, secure double locking, three high-stability parallelogram steel hinges, integrated pleated blackout blind and insect screen roller blind, "coming home" function

Electric pleated windscreen blind



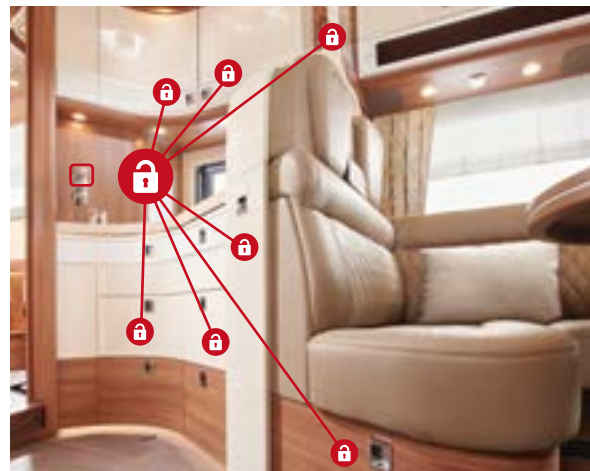
With individually programmable privacy and sun visor function

Ambient lighting



With infinitely variable dimming function (mood light)

Electric central locking



In kitchen area including bar cabinet and shoe cabinet

Luxury washroom with modern rain shower



Headroom 198 cm, plus additional hand shower (model-dependent)

Carawinx sleeping system



Medically recommended, point elastic under springing system and 7-zone quality cold foam mattress



**IVECO
DAILY**

AL-KO EA/DA

5.6 t/6.7 t

Liner-for-two

Round rear lounge seating area with electrically extendible TV lounge

Unique 4-room concept

Sets standards among motorhomes with a rear lounge seating area: electrically lowering lengthways single beds at the front with spacious, continuous sleeping area, exclusive round lounge seating area at the rear, and an extra-wide kitchen with an elegantly curved kitchen work surface and comfort luxury washroom in between. Discover the sophisticated features of the liner-for-two!

Available on Fiat Ducato AL-KO single axle/double axle and Iveco Daily 5.6 t/6.7 t.



Weight class

- + Model 53: Fiat Ducato AL-KO single axle with permissible gross weight of up to 4.8 t or Iveco Daily with permissible gross weight of up to 5.8 t
- + Model 53 L: Fiat Ducato AL-KO twin axle with permissible gross weight of up to 5.5 t or Iveco Daily with permissible gross weight of up to 6.7 t



AL-KO EA/DA

**IVECO
DAILY**
5.6 t/6.7 t

Chassis

- + Fiat Ducato safety package as standard: Airbag, ABS, ESP, ASR, electronic immobiliser, Hillholder, Traction Plus, Hill Descent Control, automatic start/stop, cruise control stability control for trailer, collision braking system, side wind assistant (single axle)
- + Iveco Daily safety package as standard: ESP, ABS, electric immobiliser, ASR, Hillholder
- + Carthago driver's cabin visibility concept
- + Carthago full LED headlights (dipped beam and main beam) including LED daytime driving lights



Living comfort

- + XL main cabin door "Safetylux" with extra-strong and stable door, wider passage dimensions of 63 cm and large door window
- + Round rear lounge seating area, unique 4-room concept
- + Optional: TV lounge and electrically extendible 40" LED flat screen
- + Large, curved kitchen with elegant kitchen work surface in vertical waveform for visual room partitioning, with storage cabinet and sliding door opposite
- + Comfort luxury washroom with separable changing room and floor-to-ceiling wardrobe
- + Electrically lowerable drop-down bed with lengthways single beds and continuous sleeping area of up to 200 cm
- + All of this with a vehicle length of just 7.83 metres



Storage space

- + Double floor with huge, heated storage compartment, usable height up to 57 cm
- + Large, central through-loading space (interior height up to 36 cm*) with large double floor storage compartment (usable height up to 36 cm*), easily loadable via large, self-supporting living area floor hatch, extra-deep double floor external storage compartment (height 63 cm, width 110 cm)
- + Pedelec scooter garage, interior height up to 114 cm (model 53), extra-large scooter garage with interior height of up to 145 cm (model 53 L), loadable up to 450 kg*



Self-sufficiency / equipment

- + 210 l fresh water, 155 l waste water
- + 2 x 80 Ah gel battery (extendible to 3 x 80 Ah)



Air conditioning/heating

- + ALDE warm water heating, real warm water underfloor heating in the seating group area
- + Double floor with underfloor heating effect
- + Carthago driver's cabin thermal concept

Siena bicolor world of style as standard

Leather sand 21 world of living (picture shows I 53)





Liner-for-two

Living area features

- + Siena bicolor world of style with summer chestnut furniture décor and overhead cabinet doors with bicolor look in high gloss ivory
- + Large round rear lounge seating area with ample room and a unique, comfortable TV viewing position for two persons
- + Large luxury living room table with exclusive real wood profile, movable in two directions
- + Three large panorama windows in the round lounge seating area
- + Heki III panoramic skylight above round rear lounge seating area
- + Electrically extendible television lounge (optional)
- + 40" LED flat screen with electric extension system (optional)
- + Exclusive living area sideboard with USB and 230 V socket, three drawers and large cabinet door
- + Living area wardrobe with mirror element and three Carthago coat hooks in the entrance area
- + Addition hot water underfloor heating; additional heating coils in double floor area of round rear lounge seating area



Model I 53

Large round lounge seating area

- + Elegant corner shelves in the rear at driver and passenger side



Model I 53 L

Large round lounge seating area with additional rear shelf and extra-large scooter garage underneath

- + Bar cabinet for glasses with interior lighting, wine bottle pull-out (drivers side rear shelf)
- + Storage area behind the round rear lounge seating area with two storage compartments, easily accessible via storage hatches (passenger's side), USB 230 V sockets



Illuminated glass display cases for six wine glasses and six drinking glasses, including pull-out compartment for wine bottles



Electrically extending TV lounge (optional) with automatic backrest tilt adjustment, in Leather Sand 21 world of living



40" LED flat screen with electric pull-out system (optional), extra comfortable TV viewing position



Model 53 L: Second Heki III (optional) above round lounge seating area. Other options: 3rd/4th Seat with seat belt while driving, Relax headrests in the round lounge seating area



The liner-for-two comes with an optional mobile office with the office and TV room package: Rotating driver's seats, pull-out table top, additional USB 230 V socket and a TV bracket with adjustable height, including 24" LED flat screen. The perfect mobile workplace for on the road or for business use

Liner-for-two

Kitchen highlights

- + Large, curved kitchen worktop with Corian anti-drip edge
- + "Profi Gourmet" 3-ring hob with glass cover, robust cast iron trivet and easy-clean glass base
- + Raised kitchen work surface in vertical waveform for visual room partitioning with a large storage cabinet and sliding door running in the opposite direction
- + Six large drawers
- + Two separate waste bins integrated in kitchen worktop
- + Electric central locking in the kitchen area including storage cabinet, drawers and overhead storage compartments
- + 153 l fridge with door opening at both sides and separate freezer compartment
- + Slide-out storage cabinet integrated in round washroom wall
- + Sink cover as additional storage area
- + Optional: capsule coffee maker including pull-out system in overhead storage cabinet



Large, curved kitchen, with raised kitchen work surface in vertical waveform



Capsule coffee maker with pull-out system (optional)



Raised kitchen work surface with large storage cabinet and sliding door running in the opposite direction



Practical: when it is pulled out, the storage cabinet can also be used as an extended work surface

Washroom and changing area highlights

- + Comfort luxury washroom with separate shower room
- + Large washroom with wash stand base unit, laundry basket and large mirrored cabinet
- + Spa rain shower with shower room design in dark granite look, indirectly illuminated corner pillar and shower walls with marble design incl. clothes hooks, waterproof shower insert with same design as living area floor
- + Changing room separable from the kitchen via the washroom door, and from the driver's cabin via the solid wooden sliding door
- + Two large sideboards with several large drawers for linen
- + Floor-to-ceiling wardrobe with two clothes rails and a shelf in the changing area




Comfortable luxury washroom with separate spa rain shower



Floor-to-ceiling wardrobe with two clothes rails and shelf for individual organisation

Sleeping area highlights

- + Electrically lowerable lengthways single bed with large sleeping dimensions and continuous sleeping area
- + Bed can be moved extra-low for easy access to the bed via the extending access steps and extra-high sitting height/headroom
- + Two side windows in the sleeping area, Mini-Heki skylight above bed access
- + Sliding doors beneath drop-down bed for insulation against cold from driver's cabin
- + Carawinx sleeping system – medically recommended, point-elastic under springing system
- + High quality 7-zone quality cold foam mattress with breathable climate quilting



Electrically lowerable lengthways single bed with pull-out access steps and sliding doors for insulation from the cold



A visual highlight: the drop-down bed is integrated in the living room in an outstanding way

liner-for-two

Models

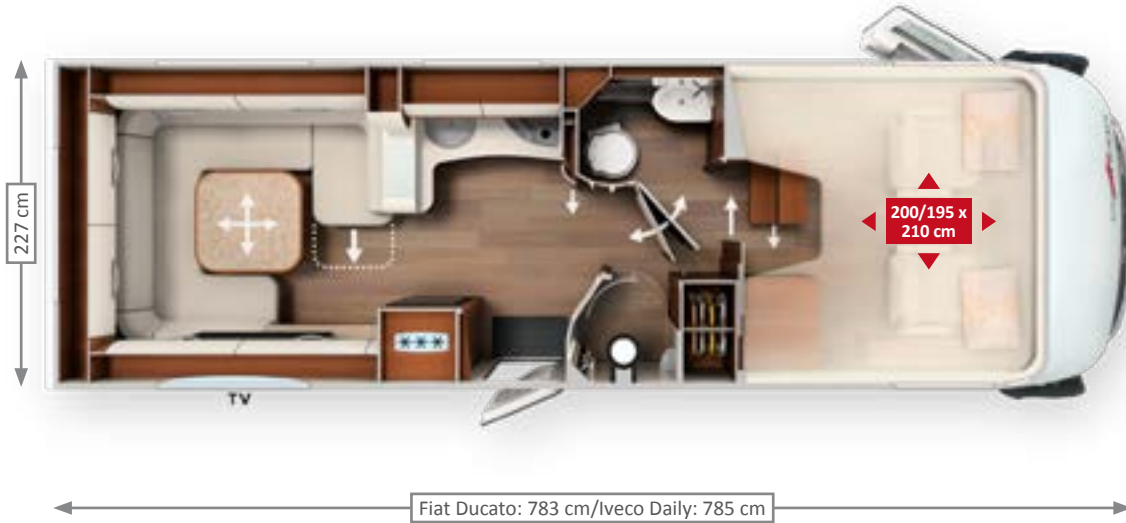
liner-for-two I 53



IVECO
DAILY

AL-KO

5.6 t



liner-for-two I 53 L



IVECO
DAILY


AL-KO DA

6.7 t




MODEL HIGHLIGHTS

- + Uniquely floor plan design with exclusive round rear lounge seating area and innovative 4-room partitioning over a vehicle length of just 7.83 m or 7.85 m
- + Electrically lowerable lengthways single bed with large sleeping dimensions and continuous sleeping area
- + Comfort luxury washroom with separate spa rain shower
- + Changing room separable from the kitchen via the washroom door, and from the driver's cabin via the solid wooden sliding door
- + Floor-to-ceiling wardrobe with two clothes rails and shelf integrated in the changing room
- + Patented Pedelec scooter garage (Fiat model including wheel lowering at drivers side), interior height 114 cm (maximum handlebar height for Pedelec / scooter at drivers side), garage height outside wheel recess 93.5 cm (Fiat) and 105.5 cm (Iveco), roller garage loadable up to 450 kg (model 53 Fiat: 350 kg)




Fiat Ducato




Iveco Daily

Chassis	Weight ready to drive	Payload up to	Seats with three-point seat belt	Berths
Fiat Ducato AL-KO Low frame 40 heavy	3,755 kg	1,045 kg	2/4*	2/4*
Iveco Daily 5.6 t	4,085 kg	1,715 kg	2/4*	2/4*

- + Extra large feeling of spaciousness in the round rear lounge seating area with additional storage area with bar cabinet for glasses
- + Electrically lowerable lengthways single bed with large sleeping dimensions and a continuous sleeping area
- + Comfort luxury washroom with separate spa rain shower
- + Changing room separable from the kitchen via the washroom door, and from the driver's cabin via the solid wooden sliding door
- + Floor-to-ceiling wardrobe with two clothes rails and a shelf integrated in the changing room
- + Extra-large scooter garage, interior height 128 cm (Fiat) and 145 cm (Iveco), scooter garage loadable up to 450 kg



Fiat Ducato



Iveco Daily

Chassis	Weight ready to drive	Payload up to	Seats with three-point seat belt	Berths
Fiat Ducato AL-KO Low frame 40 heavy DA	4,075 kg	1,425 kg	2/4*	2/4*
Iveco Daily 6.7 t	4,455 kg	2,245 kg	2/4*	2/4*

Liner-for-two

Exterior



IVECO
DAILY

AL-KO EA/DA

5.6 t/6.7 t

Standard white

Main cabin, vehicle front white; A-pillar, front, side and rear skirting and wheel arches silver/platinum (example picture on Fiat Ducato)



Option silverline

Main cabin, Vehicle front silver; A-pillar, front, side and rear skirting and wheel arches silver/platinum (example picture on Iveco Daily 5.6 t)



Iveco Daily rear design



Fiat Ducato front design



Iveco Daily front design



Fiat Ducato rear design

Right reserved to differences in the colour scheme or individual colour shades, differences in material characteristics and changes to the scope of delivery on the part of the manufacturer. This also applies to colour differences on basic vehicles, insofar as they are a result of changes made by the basic vehicle manufacturer.

Driver's cabin design

liner-for-two on Fiat Ducato with Leather Ivory 21 world of living



liner-for-two on Iveco Daily with Leather Sand 21 world of living



liner-for-two



Usable height
up to 57 cm

Double floor with huge storage compartment

EASY ENTRY – convenient loading from the outside, easy removal from the inside



PASSENGER SIDE

Gas bottle compartment



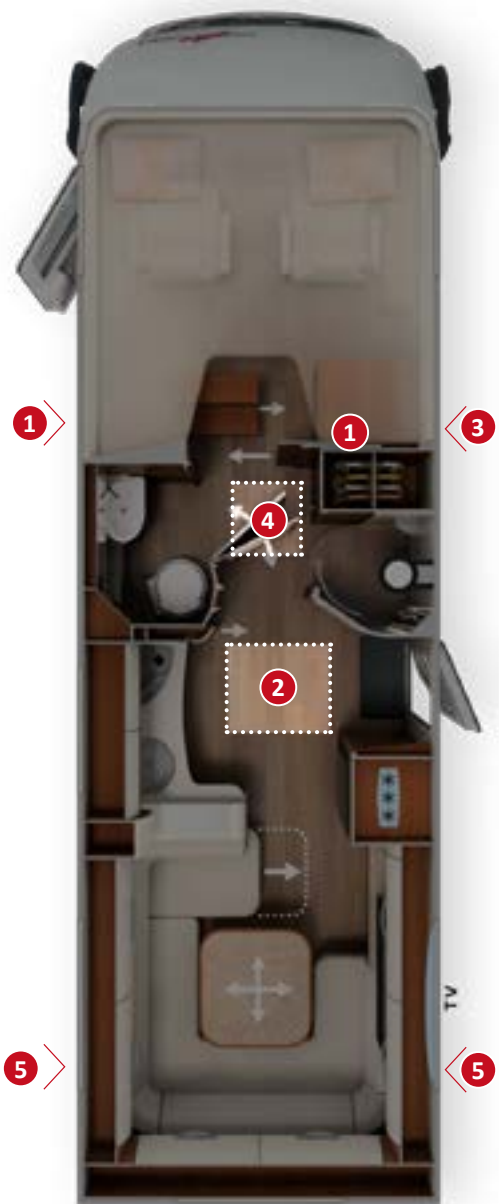
Convenient loading of the double floor storage compartment via a large external hatch



Huge through-loading storage compartment, can be loaded via two exterior hatches



Additional, huge living area floor hatch in the double floor in the changing room



Load from the outside

Unload from the inside



Your added value

- + **Central double-floor** with huge, heated storage compartment, usable height up to 50 cm (Fiat) or 57 cm (Iveco)
- + **Exterior access** via several large hatches
- + Convenient **interior access** via two huge living area floor hatches
- + **Large, central through-loading space** (interior height 36 cm/Fiat; 33 cm/Iveco), easily loadable through the main cabin door via a large, self-supporting living area floor hatch
- + **Extra-deep double floor exterior storage compartment** (height 63 cm, width 110 cm)
- + The entire double-floor is heated with a **climate storage function** with underfloor heating effect



DRIVER'S SIDE




Huge living area floor hatch in the entrance area: easy to load from the outside when main cabin door is open




Convenient loading of the double floor storage compartment via an additional large exterior hatch

Load from the outside




liner-for-two I 53 on Fiat Ducato AL-KO with wheel recess/handlebar height extension



liner-for-two I 53 on Iveco Daily 5.6 t with handlebar height extension

Scooter garage variants



liner-for-two I 53 on Fiat Ducato AL-KO DA




liner-for-two I 53 on Iveco 6.7 t


liner-for-two


liner-for-two


On-board equipment


Electrical equipment, water supply, warm air storage heating equipment



**Alde warm water heating**

**Double floor basement**
with underfloor heating effect and warm water underfloor heating

**Capacity**
210 l fresh water tank
155 l waste water tank
2 x 80 Ah gel battery
(can be increased to 3 x 80 Ah) or
1 x 90 Ah lithium-ion battery
(extendible to 2 x 90 Ah)




Aluminium wall heating effect

on the insides of the walls: heat storage and wall heating at the same time, with 1,000-times better heat distribution than conventional wooden interior walls.




Alde warm water heating

with numerous convectors in the entire double floor, the living area, the rear garage, the driver's cabin and the door entrances. Heat booster under the driver's seat. Real warm water underfloor heating in the seating group area



Central water drain in the double floor

can also be operated from the outside through the main cabin door




Standard battery centre:

2 x 80 Ah gel batteries (extendible) in heated double floor and main battery switch, optional 90 Ah Lithium-ion battery including battery computer (extendible) and separate touch display



Electrical centre in the garage, easy to access



Extra-low "easy change"

gas bottle compartment, one-handed hatch operation, convenient replacement of individually accessible gas bottles



Water supply:


large fresh and waste water tank volumes, protected from frost and with the optimum centre of gravity in the double floor, central water drain in the double floor, water supply via a pressure pump system

“coming home” function



The remote control in the main key activates the central locking and the exterior lighting simultaneously

“best view” bus mirror



With large main and wide-angle mirror

Full LED headlights



Including radiator grille with double chromium bars; additional with Iveco Daily: bus windscreen wiper system wiping in opposing directions

Driver’s cabin door



With safety double locking system, electric window lifter and low door entrance

XL main cabin door “Safetyluxe”



With extra-strong and stable door, wider passage size of 63 cm, large door window, safety double locking, three high-stability parallelogram steel hinges, integrated pleated blackout blind, insect screen roller blind and “coming home” function

Scooter garage hatches



Each with two gas pressure dampers and pulling loops, can be swivelled upwards

Practical exterior shower



With warm and cold water in the scooter garage

Luxury washroom with modern rain shower



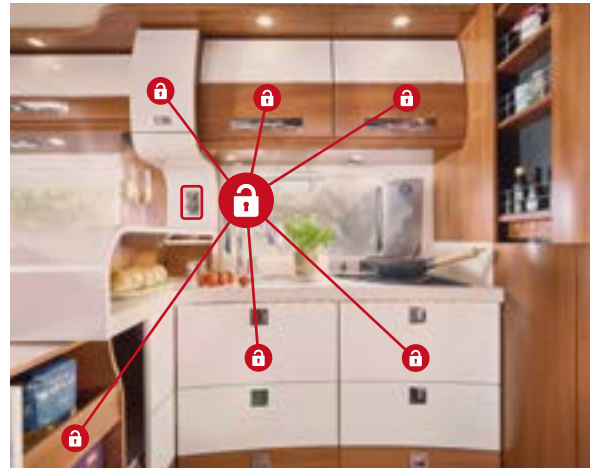
Standing height 198 cm and additional hand shower

Ambient lighting



With infinitely variable dimming function (mood light)

Electric central locking



In the kitchen area including pull out cabinet, drawers and overhead storage compartments

Electrically lowerable drop-down bed



Above driver's cabin area with a continuous sleeping area and "Carawinx" sleeping system

Cold protection sliding doors



Beneath drop-down bed to prevent cold from entering from the driver's cabin in the sleeping configuration

Worlds of living

Large selection – the upholstery collections from Carthago

	Collection	c-compactline	c-tourer		chic c-line			chic c-line superior	chic e-line chic s-plus	liner-for-two
	World of style	epic	epic	Casablanca	linea moderna	linea classica	linea progressiva	linea siena	linea nobile/linea chiara	Siena bicolor
Antara material	Barcelona 21	●	●	●	●	●	●	●	●	-
	Venezia 21	●	●	●	●	●	●	●	●	●
	Cambridge	●	●	●	-	-	-	-	-	-
	Rome	●	●	●	-	-	-	-	-	-
Textile leather / fabric	Malaga 21	○	○	○	○	○	○	○	-	-
	Davos	○	○	○	○	○	○	○	-	-
	San Remo	○	○	○	○	○	-	-	-	-
	Stockholm	○	○	○	○	○	○	○	-	-
Part leather	Ivory part leather	○	○	○	○	○	○	○	○	○
	Macchiato part leather	○	○	○	○	○	○	○	○	○
	Ivory part leather supreme	-	-	-	○	○	○	○	○	○
	Sand Supreme part leather	-	-	-	○	○	○	○	○	-
Leather	Ivory leather 21	○	○	○	○	○	○	○	○	○
	Sand leather 21	○	○	-	○	○	○	○	○	○
	Macchiato leather 21	○	○	○	○	○	○	○	○	○
	Sand Performance leather 21	-	-	-	-	-	-	-	○	○
	Macchiato Performance leather 21	-	-	-	-	-	-	-	○	○

● Standard equipment ○ Optionally available - Not available depending on model

Your added value

- + **Highly effective stain protection**
Fluids do not penetrate into the fabric.
The majority of stains can be easily wiped off with a damp cloth.
- + **Excellent anti-fade properties**
- + **Hard-wearing and easy to look after**
- + **Washable curtains and decorative pillow covers**
- + **Antibacterial mattress cover**



Highly effective stain protection systems protect your upholstery

Upholstery design

c-compactline & c-tourer



The seating areas of the c-compactline and c-tourer model series emanate sporty lightness with their dynamic contrasting inserts. This is emphasised by the modern double-stitched seams, which underline the high quality claim. These double-stitched seams are in a contrasting colour in the Sand leather 21 and Macchiato leather 21 collections. In the Malaga 21 collection, elegant contrasts are provided by additional piping.

chic c-line, chic e-line/s-plus & liner-for-two



The seating areas of the chic c-line to the liner-for-two provide an elegant living room atmosphere. Piping or high-quality double-stitched seams are used as style elements at the edges of the upholstery. In the Sand leather 21 and Macchiato leather 21 collections, these double-stitched seams are in a contrasting colour and combined with piping in the same colour. In the Malaga 21 collection, contrast is provided by piping and an additional stripe. The "Part leather supreme" collections combine the most sophisticated materials from well-known Hitex® manufacturer "Rohleder" with fine leather. For high-end premium leather workmanship in our vehicles we have the "Performance" collections, which impress with their elaborately quilted leather inserts in the manufacturing style.

Worlds of living*

Very high quality Antara / fabric combination:

Antara with highly effective "Teflon Repel" stain protection, contrasting fabric with dirt-repellent stain protection

Barcelona 21



Venezia 21



Cambridge



Rom



Very high quality textile leather / fabric combination:

extremely hard-wearing textile leather in soft Nappa quality, contrasting fabric with dirt-repellent stain protection


Malaga 21




Davos



San Remo



Stockholm



Very high quality leather / fabric combination:

leather with outstanding quality, contrasting fabric with dirt-repellent stain protection

Ivory part leather



Macchiato part leather



Ivory part leather supreme

ROHLEDER
DIE HITEX MANUFAKTUR



Sand Supreme part leather

ROHLEDER
DIE HITEX MANUFAKTUR



Very high quality leather finish:

classy combination of leather with outstanding quality

Ivory leather 21



Sand leather 21



Macchiato leather 21



Sand Performance leather 21



Macchiato Performance leather 21



The Carthago Premium DNA

More than a good feeling

Innovative thinking, an eye for detail, extravagant solutions and consistent development focus on a high degree of practical use, the perfect combination of **high-tech lightweight construction materials**, intelligent processing and **pioneering spirit**: these are the ingredients for our unique overall vehicle concept.

They are deeply rooted in our **Carthago Premium DNA**. It is an incentive and an obligation at the same time: the Carthago Premium DNA is our value promise to each Carthago customer, and brings together that which characterises every one of our motorhomes. And at the same time, it is an expression of that which makes Carthago different from other motorhomes. Our core expertise is in motorhomes in the liner

premium class. This is because our **40 years of experience** flow into every stage of development and manufacturing. We think that only the best is good enough for your comfort and safety! The materials and construction technologies that we use and the demands that are made of their weight and stability have many similarities to aviation technology.

In this way we can offer you a high degree of durability and value retention, safety, protection and comfort. This makes each Carthago motorhome something special, and therefore a **synonym for exclusivity and quality**. Or, to put it simply, Carthago stands for "The Motorhome".



Long-lasting. High stability.

Carthago Liner premium-class body construction

Space guaranteed.

Carthago double floor with huge storage compartment

Well-balanced. Optimum distribution.

Carthago payload & weight and balance



Well-being – all year round.

Carthago heating & air conditioning technology

Safe on the road.

Carthago driver's cab visibility concept with industry leading result

Unique. Unmistakable. Extravagant.

Carthago Personality




Liner premium-class body construction

Advanced technology inspired by aircraft construction

Carthago bodies have strong and durable connections. Where others use screw connections, we apply high-tech. As well as a high degree of stability, a main body reinforced with **frame members** and **special bonding technologies** also provides a clear advantage with regard to safety.


The frame member for connecting the floor and the side walls acts as **side collision protection** if the worst comes to the worst. Thanks to features inspired by aircraft construction, the main cabin is not only highly stable, but also lightweight and torsionally rigid.



Frame members

Carthago roof/wall connection

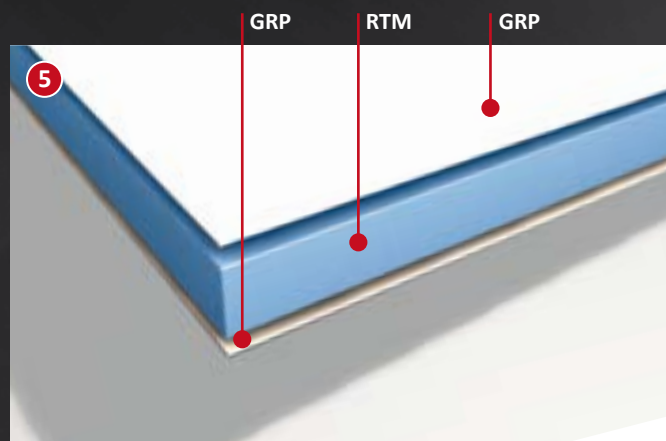
The typical Carthago curved roof is not only an unmistakable design element but together with the frame members on the inside, it makes a decisive contribution to the rigidity of the main cabin. And all of this without any thermal bridges whatsoever. Another safety plus: less sensitivity to side wind.



Frame members

Carthago low-level scooter garage

Deep lowering of the scooter garage means maximum storage space and minimal effort when loading. An extremely strong wall to floor connection due to form-fitted and bonded frame members provides a load-bearing capacity of up to 450 kg.



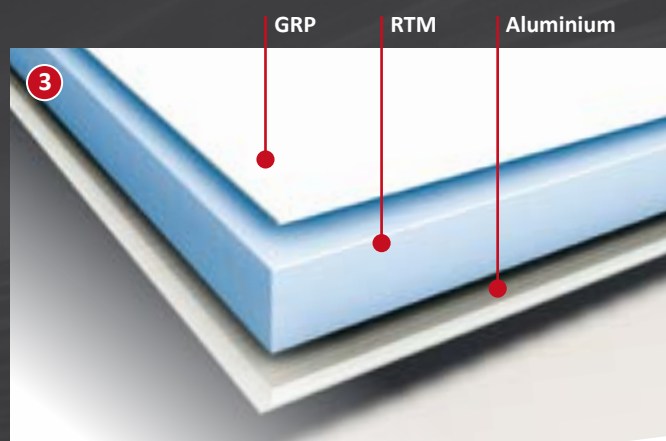
Carthago floor panel

Provides all-round protection. The lower and upper sides are made from GRP, and between them there is a hard foam insulating core made from RTM Styrofoam. The high-stability floor plate has a lifelong protection against humidity and rotting.



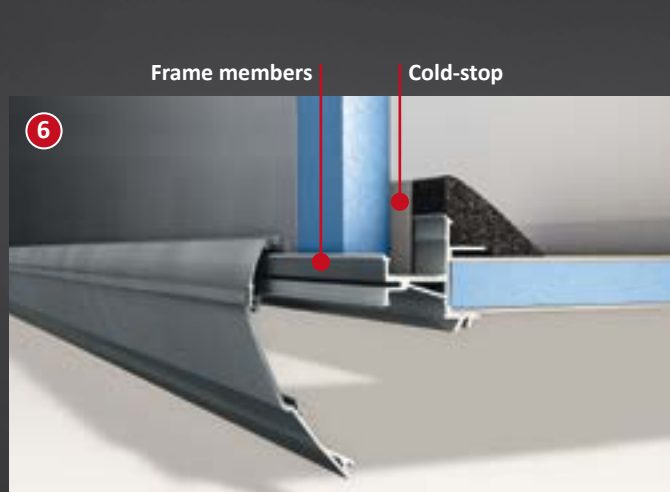
Your added value

- + **Body connection with high-stability frame members**
- + **Durability and value retention** for many years
- + **Perfect insulation and heat storage** for year-round comfort
- + **Maximum body stability** and torsional rigidity, the decisive contribution to ride comfort and driving safety
- + **Light vehicle weight** due to self-supporting body design
- + **100 percent wood-free body** no rotting possible – also over the long term




Carthago roof structure

Having a GRP exterior provides protection from hail, and the aluminium interior provides protection against lightning strikes at the same time. The aluminium interior also takes over the function of heat storage in winter.



Carthago floor/wall connection

Provided at both sides via a high-stability frame member. Similarly to aircraft construction, it is form-fitted and bonded along the entire length. And if the worst comes to the worst, it has the effect of side collision protection. An integrated thermal bridge stop reliably prevents any thermal bridges.



Carthago side wall construction

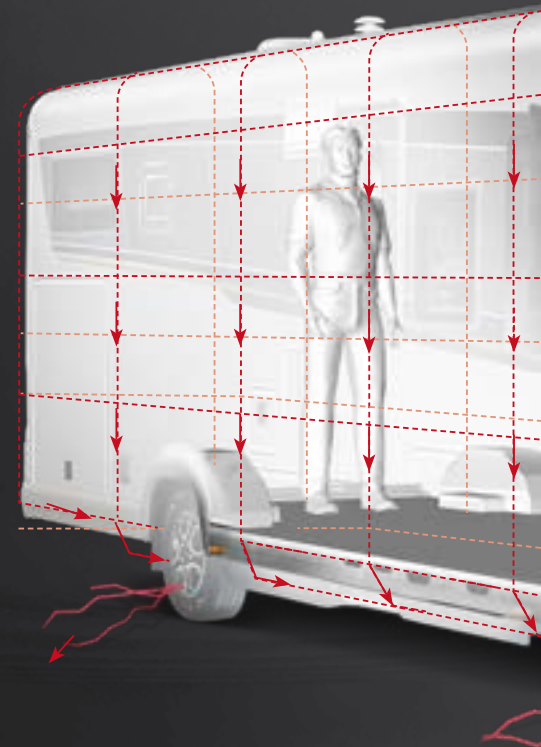
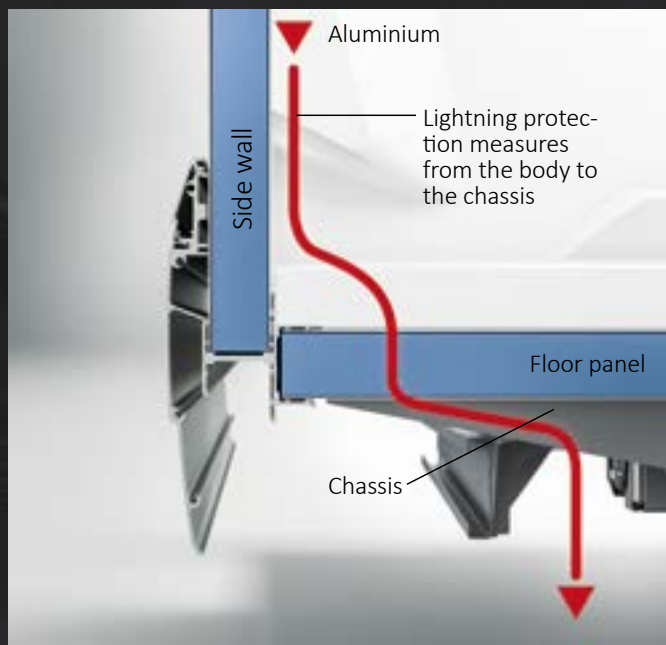
Having aluminium not just on the exterior but also the interior of the walls is a prerequisite for efficient heat storage. This produces the typical Carthago well-being climate. The homogeneous heat radiation acts like a wall heater.

Liner premium-class body construction

Longevity, protection and value retention

The Carthago body construction consistently orients itself to what Carthago drivers desire: long-term carefree driving and value retention. We therefore rely on **long term quality**. GRP and aluminium are used where they are most effective. For your protection and comfort, even in the event of hail, mois-

ture, lightning and cold conditions. The unique chassis connection via **extremely stable frame members** is the guarantee of maximum torsional rigidity. Quality that you can feel – journey after journey, year after year.



Tested lightning protection

Aluminium on the roof and the inner walls provides protection like a Faraday cage. Additional lightning conductors in the chassis significantly increase this protection effect. The lightning protection test has been proven: a Carthago main cabin provides verified protection against lightning strikes!



Lightning penetration

with conventional GRP roof with wood/GRP roof interior.



Your added value

- + Tested lightning protection
- + Protection from hailstones and moisture
- + 10-year warranty against leaks
- + Easy to repair in the event of damage
- + Stone chipping and underfloor protection



Hail protection

thanks to having a roof top made from GRP. This makes your insurance premiums cheaper. The special feature: the protection against lightning strikes is retained thanks to the aluminium on the inside of the roof.



Moisture protection

The Carthago body is the guarantee of all-round protection. Its design provides protection from moisture. This promise is backed up by a **ten-year water ingress warranty**.



Stone chipping protection / underride guard

The GRP underfloor provides long-term protection against damage caused by stone impacts, rotting and moisture. For years – without the need for maintenance! The lowered frame of the scooter garage simultaneously acts as an underride guard and reduces collision damage.



Ease of repair

Wherever possible, attention is paid to segmentation during the development of the main body components. In event of damage, this makes replacement easier and saves money. For example, there is a separately replaceable rear bumper on every vehicle.

Double floor with huge storage compartment

More room for your holiday

You can never have enough storage space in a motorhome! This is why a considerable amount of attention is paid to the amount thereof during the development of the Carthago.

More than 40 years of consistent development orientation to the individual needs of motorhome enthusiasts is clearly shown in the Carthago storage space solution. Because for optimum practical use, it is not just about the volume but the ease of access for loading and unloading, and also protection from frost.

Thanks to the unique double floor and many extra-deep storage compartments, the Carthago A-Class models have plenty of room for your entire holiday luggage! Bulky items such as camping furniture or skis are stowed away in an optimum fashion in the central through-loading compartment. Numerous large exterior hatches make it easy to load the double floor from the outside. Large, self-supporting floor hatches in the living area and the kitchen provide easy access to the extra-deep storage compartments from the inside. The double floor also acts as insulation, protecting your cargo from frost.


Your added value

- + **Biggest storage compartment in its class**
- + **Unique, huge double floor**
- + **Convenient exterior and interior access "EASY ENTRY"** - load from the outside, unload from the inside
- + **Extra-deep storage compartments for additional usable height**
- + **Lowered storage compartment elaborately manufactured in original bodywork sandwich**, therefore maximum stability and high-efficiency insulation
- + **Fully usable storage compartment volume**, no restrictions caused by the installation of technical components
- + **Weight and balance - weight optimisation** and additional payload thanks to maximum usable axle loads and balanced weight distribution between front and rear axle



Approx. 1,280 l double floor storage compartment!

(on the example of the chic c-line 4.9 LE A-Class)



- Double floor with access via interior and exterior hatches (volume approx. 1,280 litres)
- Access to double floor via exterior hatch
- Access to double floor from the inside (seat bench and floor hatches)

Double floor with huge storage compartment

EASY ENTRY – convenient loading from the outside, easy removal from the inside



Gas bottle compartment



Scooter garage with considerable interior height thanks to deep lowering, accessible at both sides via a large door at the passenger side and a second door at the driver's side

Loadable from the outside



Convenient loading of the double floor storage compartment via a large external hatch (at the passenger side)

Unload from the inside

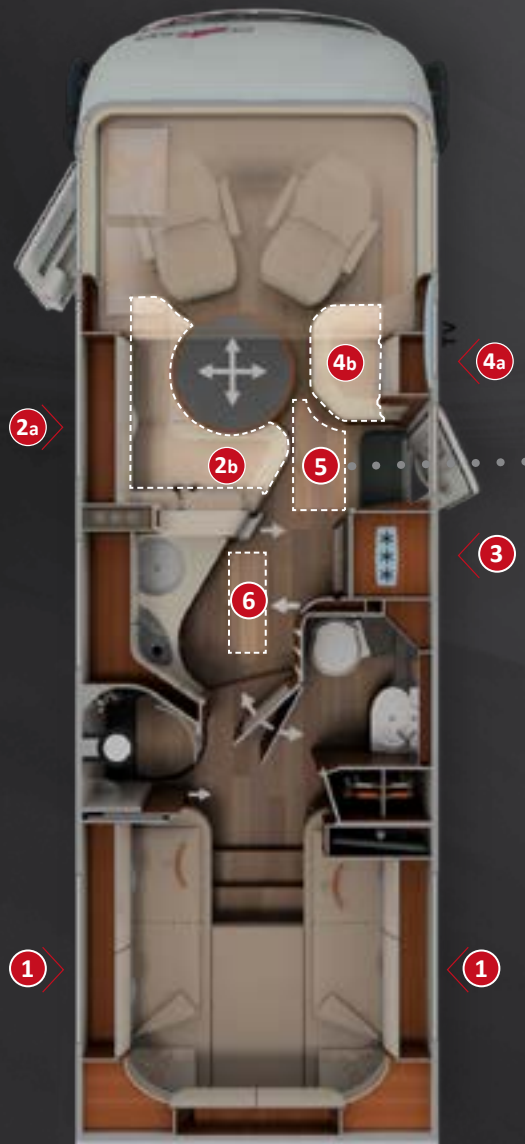


Easy removal of storage compartment contents from the inside via the fold-up seat bench cover of the L-shaped lounge seating area

Additional double floor storage compartments



Living area floor hatch with double floor storage box (42 cm usable depth) in heated double floor





Your added value

- + **Double floor** with huge, heated storage compartment, usable height up to 78 cm
- + **Access from the exterior** via several large hatches
- + **Access from the interior** via the L-shaped lounge seating area seat bench cover, the swing-up side seat bench and the large living area floor hatch
- + **Large, central through-loading space** (interior height up to 22 cm), deeply lowered storage compartment (usable height up to 46 cm), also conveniently loadable from the outside through the entrance door via the large, self-supporting living area floor hatch
- + **Climate storage function:** The entire double floor is heated with an underfloor heating effect



Usable height up to 78 cm



Large, additional double floor storage compartment with separate external hatch (at the drivers side)



Convenient loading of the double floor storage compartment via a large external hatch

Loadable from the outside



Huge living area floor hatch in the entrance area: easy to load from the outside when main cabin door is open



Easy removal of contents via swing-up side seat bench

Unload from the inside

Carthago Pedelec scooter garage

The garage wonder for queen-size bed models with an interior loading height extension of up to 124 cm

Will your big bike or Pedelec not fit into the rear garage of your motorhome?

Not a problem with Carthago's queen-size bed models. This is how it's done: Just swivel up the rear bed from the outside **with a single manual operation**, park the bike in the garage, **lower the rear bed again**. The Carthago trick:

a recess in the floor accommodates the bike. Securely lash everything – done in an instant and handlebar heights of up to 124 cm are possible in combination with the swing-up bottom edge of the bed. In spite of this, the bed is easily accessible from the inside at any time thanks to the low position. Just another one of Carthago's many great ideas. And because it is so good, we **had it patented right away.**⁽¹⁾



Pedelec scooter garage

Available with the c-tourer to chic e-line model series with queen-size beds



Easy loading

of a Pedelec using the push-in system with the hook-on drive-in ramp



Your added value

- + **Patented ⁽¹⁾: Carthago Pedelec Garage**
- + **Interior height extension**
of the Pedelec garage to up to 124 cm in the queen-size bed models
- + **In spite of low bed access**
Bike with handlebar height of up to 124 cm can be transported in the rear garage, no unloading required in order to sleep
- + **Innovative solution**
easy to operate
- + **Cover plate for floor recess**
can therefore also be used as an additional storage compartment with a level garage floor



Loading height extension
by simply swivelling up the interior rear bed with one hand and the additional lowered floor recess



Handlebar height of up to 124 cm is therefore possible

Carthago payload & weight and balance

Additional safety and comfort due to optimum weight distribution

No fear of the scales: a Carthago has reserves, even for large luggage items! **Heavy payload** can be found in the specification whenever a new Carthago is constructed. Because this forms the basis for outstanding comfort, independence and safety when you are travelling. It is a natural constituent of the Carthago Premium DNA.

A harmonious **weight balance** is a matter of course for a Carthago. The basis is formed by a load-bearing chassis with two or even three axles, which provide an individual solution for the respective requirement.

Clever wheelbases ensure that the weight distribution is favourable, utilise the maximum axle loads and lead to a safe and confident driving style at the same time. Intelligent **lightweight construction technology** reduces the weight of the vehicle.

Carthago also means not having to forego anything with regard to payload, since holidaymakers do not have to restrict themselves, even on long trips: you can simply take your favourite things from clothing to Pedelecs with you in the huge storage compartments. And the reserves in the Carthago are always sufficient for your holiday souvenirs.

Maximum payload reserves – balanced out in the best possible way*

(on the example of a chic c-line 4.9 LE A-Class)



*Payload reserves per axle depending on the vehicle configuration



Your added value

- + **Travel comfort** no restrictions as far as holiday luggage is concerned, and optimum utilisation of the potentially record-breaking storage compartments in the Carthago motorhome
- + **Weight and balance – weight optimisation** Additional payload due to balanced weight distribution between front and rear axle
- + **Numerous individual weight variants** result in individual reserves for each model and each configuration
- + **Maximum safety on the road** No risk due to overloading and over-stressed components, safe driving style



The Carthago double floor

Together with the high-stability self-supporting main body construction, it contributes to providing a high degree of stability and torsional rigidity, and is extremely light-weight at the same time. A “special light” AL-KO low frame is used exclusively for the lightweight models. Result: minimal vehicle weight – maximum payload.



Balanced weight distribution

Large storage compartments and sufficient payload alone are not enough. Carthago uses wheelbases which are coordinated in a model-specific way. The result is an optimum weight balance between the front and rear axle – the prerequisite for practical use of the storage space.

Press opinions

“During testing, the c-compactline 141 LE A-Class proved itself in the best possible way in terms of living quality and practicality. Other positives worth mentioning are the winter-proof main cabin with double floor, the accurate furniture design, the high quality standard and the payload reserves. Overall, the A-Class in the Van format proved itself to be an active holiday companion with great living ambience and a smart outfit for a demanding clientèle with spending power”.

Wohnmobil & Caravan 04/2020,

c-compactline Super-Lightweight 141 LE A-Class

“The e-line stands out with opulent on-board technology and standard equipment which justifies the higher basic price. [...] The large rear garage, which leaves nothing to be desired with two large hatches, lashing rails and accessory compartments, is already known about but is still a plus. With two external accesses and two internal accesses, the large double floor storage compartment beneath the seating area is extremely easy to use. [...] Carthago somewhat confidently calls the e-line model the self-sufficiency world champion. However, it actually does come out on top of the trio as far as these points are concerned, with water volumes of 235 litres for the fresh water tank and 185 litres for the waste water tank, and 160 Ah of standard battery capacity.”

promobil 03/2018,

chic e-line new generation I 50 in three-vehicle comparison

Carthago heating and air conditioning technology

Cosy and comfortable, just like at home

We can't think of any reason why you should have to forego a good climate, regardless of where you are travelling to, and when. For this reason, a Carthago provides year-round comfort thanks to technical refinements such as heat-reflecting walls, targeted heating of the on-board equipment and heat

circulation throughout the double floor. This provides the best conditions for a **real well-being climate during both summer and winter**. Because that which insulates and keeps the heat in during the winter also keeps you cool during the summer.



Targeted heating of driver's cabin area

In all A class models, the front area of the dashboard has targeted heating. As a result, the double-shell front end acts like an area heater. The living area in the driver's cab therefore has a pleasant temperature without a flow of cold air coming from the vicinity of the windscreen.




Carthago underfloor heating effect

Numerous warm air outlets and heat circulation channels in the entire climate storage double floor provide even heat distribution. This heat accumulation radiates upwards towards the floor of the living area and gives it a pleasant warmth. Your feet are always warm in a Carthago.



Your added value

- + **Aluminium interior walls**
= 1,000 times better heat distribution than traditional wooden interior walls
- + **Winter-proof motorhome**
with year-round comfort
- + **Underfloor heating effect –**
your feet are always warm
- + **No warm air draughts**
thanks to cold stop at critical points
- + **Even heat distribution**
and radiation due to the aluminium inner wall
- + **Heat storage effect**
and efficient insulation reduce gas consumption
- + **Targeted heating**
of all technology components safeguards functionality



Heated technical components

Heating is a standard feature in a motorhome. So is the fact that it heats the living area. Areas which are sensitive to cold are provided with targeted heating in a Carthago motorhome: all technical components such as tanks, batteries, storage compartments, doorways, etc. This is the guarantee of full functionality, even at low minus temperatures.



Carthago wall heater effect

Aluminium that is also on the insides of the walls stores the heat that is absorbed and evenly gives it off again. This results in a very pleasant wall heater effect. Aluminium conducts heat 1,000 times better than conventional inside walls made from timber.

Carthago driver's cabin visibility concept

One thing is for sure: Carthago

Visibility is safety: you have the road in view sooner in an A class motorhome from Carthago. The unique Carthago driver's cabin visibility concept provides you with completely new perspectives and a real Liner feeling when you are driving. The special sitting position while driving, the extra-large upwards and downwards viewing angle, the extra-low windscreen and the dashboard front which slopes steeply forwards provide visual contact with the road surface after just 2.77 m. When it rains, the view is improved by the optimum wiping area of

the windscreen wipers. The **large "Carthago best view" bus mirrors** provide an excellent view to the rear. The AL-KO low frame with **wide track safety running gear** lowers the centre of gravity and provides a secure contact with the ground. The **double floor** provides the high-stability main cabin with additional rigidity – you have the best possible protection in this body, which has been designed with safety in mind. The comprehensive Carthago safety package also comes as standard.



Driving safety

Carthago is a pioneer when it comes to driving safety. The modern safety and comfort systems from the Fiat Ducato and the AL-KO low frame chassis are supplemented by Carthago's own safety technology. Carthago is the first and only motorhome manufacturer with tested motorhome driving comfort that has been certified by the TÜV.



"Carthago best view" bus mirror

Bus mirror system suspended at the side with large main mirror and an additional wide-angle mirror – perfect view towards the rear, no blind spot.



Your added value

- + **Best test result in comparison test with other A class motorhomes***
- + **Maximum upwards visibility**
Increased viewing angle due to the high windscreen (view of traffic lights)
- + **Optimised visibility towards the front***
View of the road surface after just 2.77 m thanks to the perfect, ergonomic cockpit design and the front end of the dashboard which is at a steep downwards angle and the low windscreen
- + **Optimised windscreen wiping area**
bigger field of view when it is raining
- + **"Carthago best view" bus mirror**
For maximum field of view towards the rear
- + **Comprehensive safety package as standard**



277 cm



30°

277 cm

Best test result for visibility towards the front*
in the comparison test with other integrated competition vehicles:
road surface visible in driving position already from a distance of 2.77 m in a Carthago.



Carthago driver's cabin all-round field of visibility
Perfect overview when travelling - more safety for you. Maximum angle of vision upwards and downwards. Perfect vision to the rear and side.

* on Fiat chassis

Carthago Personality

Exterior design leadership

Distinctive, unmistakable, unique: a Carthago is THE face in the crowd. It is just as individual as its owner. The evolutionary Carthago design sets standards that go beyond the motorhome industry. **Shape and function** combined into a perfect symbiosis. Powerful radiator grille and elegant cab mask, stylishly rounded transition from the side walls to the roof, offset sills and a striking rear – together with the subtle décor, this all

combines to produce the typical Carthago look with harmonious shapes and flowing lines. **Every detail is well thought-out.** The main cabin window and hatches are flush-mounted in the side walls. Even the filler cap of the A class motorhomes is flush mounted. The rear lights form the end of the vehicle – with Carthago C-branding in LEDs.



The Carthago lighting technology and the v-face design. The standard Carthago full LED headlights impress with their design and illuminance from the chic c-line model series onwards.



The Carthago curved roof: a Carthago awakens emotions because of its independent and elegant design such as the curved roof that is typical of the brand. It also increases the torsion resistance of the body, and there is less susceptibility to side wind. The perfect combination of design and practicality!

Your added value

- + **Distinctive and unmistakable exterior design**
- + **Elegance and dynamics**
thanks to three-dimensional shapes and roundings
- + **Individual appearance**
thanks to the unique design concept
- + **Flat bodywork surfaces**
thanks to the invisibly recessed hinges and the flush-mounted tank flap



The fuel tank flap is flush-fitted in the Carthago A class models.



Door and hatches: all hinges on the doors and hatches are invisibly lowered into the frame from the chic c-line series onwards. This results in a homogeneous look and easy cleaning.



The GRP rear of the chic c-line new generation sets standards with regard to design thanks to its sporty and elegant exterior look.

Carthago Personality

Interior design leadership

Carthago has been nominated as the clear favourite in the exterior and interior design categories time and time again in the voting for the motorhome of the year. To us, this means confirmation of our design concept and incentive at the same time. All Carthago developments, the choice of **materials** that are used and the **workmanship** thereof take place **with consid-**

erable care. With a great deal of commitment and personal passion, down to the smallest detail: the result is a special Carthago living fascination. A **feel-good factor** which you can **see and feel when you enter a Carthago motorhome for the first time.**



Ergonomically perfect padding

Make yourself comfortable! Top quality foams and covers with special dirt-repellent finishing are a prerequisite for comfortable sitting and relaxation.



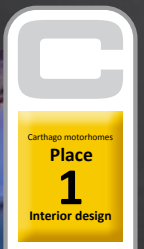
Simply elegant: the Carthago dashboard

The elegant leather covering of the moulded part of the dashboard combined with the high-quality ventilation vents underlines the feeling of pure exclusivity. Colour coordinated depending on the interior design of the model series.



LED lighting technology

Bright reading light or cosy ambient lighting – made possible by the Carthago LED lighting technology. Numerous spotlights in the right locations and effective indirect lighting provide impressive effects. And this is also power-saving and long-lasting.






Your added value

- + Furniture made in our own Carthago joinery
- + Stable “Durafix” double connection technology screwed in place and mortised
- + No creaking or rattling while driving, noise reduction by means of anti-knocking cushioning
- + Stays, hinges and rails with solid, household quality
- + Seating comfort on long journeys thanks to the ergonomically shaped quality upholstery
- + Indirect lighting with LED lighting technology for pleasant lighting



Furniture from our own joinery

Painstakingly manufactured and fitted, piece by piece – nothing wobbles or rattles. High stability thanks to the “Durafix” double connection technology and designed for longevity



High-quality hinges / fittings

The furniture fittings, flap stays, drawers and door handles in a Carthago are of a high quality standard, just like at home. The demand for the highest quality, durability, function and exclusive design characterises the choice of these components.



More than just a hint of luxury

The Macchiato Performance 21 and Sand Performance 21 leather variants with diamond quilting are reminiscent of exclusive yachts. The models on the Mercedes-Benz Sprinter chassis also combine the Carthago-typical leather-covered dashboard with the modern MBUX infotainment system with 7" or 10.2" display (optional).

Our powerful partners

Top class partners for top class quality

A top chef only uses the best ingredients for a first class menu. Only selected components are also used for top class motorhomes. We have chosen strong partners for your Carthago - strong in performances, strong in quality and strong in service. So that you can enjoy

your holiday in a Carthago in a relaxing way, just like you would enjoy a Michelin-starred menu. Would you like to upgrade your Carthago into your own personal travel dream? If so, we recommend having your original Carthago accessories factory-installed.



Aguti
www.aguti.com



Aguti seats are multi-talented with regard to comfort, safety and ergonomics. They are specially tailored to the requirements of motorhomes, and fulfil all travelling and living requirements. The seats are guaranteed to provide healthy seating that supports your body, thanks to the anatomically adapted contact surfaces for the legs and back.



Alois Kober GmbH
www.alko-tech.com



Carthago puts its trust in innovative AL-KO technology such as the AMC chassis with torsion bar suspension and individual wheel suspension for more comfort and safety, and also the high-strength and hot-dip galvanized AL-KO lightweight construction technology for more storage space and more payload. But also the innovative and modern hydraulic supports and pneumatic suspension systems with intuitive operation.

alphatronics

alphatronics – Size in detail

www.alphatronics.de



All of the televisions in your Carthago motorhome are manufactured by alphatronics in Nuremberg. This ensures that you get consistently high quality, so that all of your expectations of a reliable motorhome television are fulfilled. The “Made in Germany” quality claim is not only manifested during the manufacture of the devices, but starts during development. The company is always at the cutting edge due to having its own development department, and has been impressing its customers for years with innovations for mobile use.



Mobile living made easy.

DOMETIC

www.dometic.com



DOMETIC 10 series – keep it fresh, keep it cool. The new 10 series by Dometic has completely redefined the standards for mobile refrigerators: double sided door stop for access from both sides, aluminium handles over the entire height of the fridge, intuitive control with TFT display and the best cooling power in this class!



Super B

www.super-b.com



Super B supplies the lithium batteries for Carthago. These high-end lithium batteries provide tremendous energy reserves and are much lighter, easy to install and have a considerably longer shelf life than other batteries. The Epsilon battery was specially developed for use in motorhomes. Due to the company’s own intelligent battery management (BMS) and Bluetooth functionality, you are always kept informed about the current status of the battery and the amount of energy that is available. You will enjoy a high degree of self-sufficiency and optimum comfort on your trip with Carthago and Super B.



tegos GmbH & Co. KG
www.tegos-systeme.de



The new cabin door has redefined the standards in every respect: The high-quality door look blends in with the luxurious vehicle ambience with smart operating options with an RFID chip and coming home function and a smooth-running, electro-mechanical locking function provide security and comfort, with the exquisite combination of high-gloss chrome elements, elegant wooden decors, internal door hinges and the almost invisible insect screen system. Innovations and excellent quality which provide differentiation and added value, developed by Carthago and tegos as partners.



Teleco
www.telecogroup.com



The Teleco Group is one of Europe's leading companies in the camping accessories area. Teleco stands for quality products in the areas of satellite systems, televisions, air conditioning systems and generators. Particularly in satellite systems and televisions, the products excel because of their high quality, precision and innovative technology. More than 40 years of experience and a pan-European service network make Teleco a reliable partner. This is why Carthago puts its trust in its satellite systems.



Thule

www.thule.com



Travelling with your leisure vehicle means freedom: you can start whenever you want, and go wherever you want. You can stop in the most beautiful locations and enjoy living outdoors. A Thule awning is the perfect way to have a protected area next to your vehicle. Check out our smart blockers, tents, bike racks and much more!



**Truma Gerätetechnik
GmbH & Co. KG**

www.truma.com



Experience everything that nature has to offer outside, and enjoy the highest levels of comfort inside: our Combi heaters and roof-mounted air conditioning systems turn your holiday into a carefree camping experience. The best example: the Truma Aventa comfort cools your motorhome extremely quickly and reliably with a powerful 2,400 W. The 800 or so Truma employees do their utmost every day to provide you with reliable premium products and excellent service.

This information is subject to design and equipment modifications and also errors. The details concerning scope of supply, appearance and performance correspond to the state of knowledge at the time of printing. If our suppliers change product designations during the season, we reserve the right to deliver a part type of equivalent value.



Changes may occur during the model year after the editorial deadline for this printed document in July 2021. The manufacturer reserves the right to make structural and design changes that become necessary, provided they are in the interest of technical progress and are reasonable for the customer, plus changes to equipment, differences in colour combinations or individual colour shades, material quality differences and changes to the scope of delivery on the part of the manufacturer. This also applies to colour differences on basic vehicles, insofar as they are a result of changes made by the basic vehicle manufacturer. Please consult your dealer for detailed advice concerning the status of the current product or series.

The information about the scope of delivery, appearance, performance, dimensions and weights of the vehicles (differences within the scope of the factory tolerances ($\pm 5\%$ max.) are possible and permissible) corresponds to the state of knowledge at the time of going to print. Please be aware that some of the vehicles are depicted with special equipment for which an additional charge applies. In some cases they are shown with equipment features that do not correspond to the series production version and are also not available as special equipment. The decoration depicted in the catalogue is not a constituent of the scope of delivery. More technical information can be found in the price list.

Prior written consent from Carthago Reisemobilbau GmbH is required for the reprinting of this publication or extracts thereof. The information in this publication is compliant with the German StVO and StVZO (road traffic and road traffic licensing regulations). No liability accepted for errors and/or misprints.

¹⁾ Patents / patent registrations are model- and country-specific